

ANNUAL FINANCIAL REPORT

FOR CORYELL COUNTY

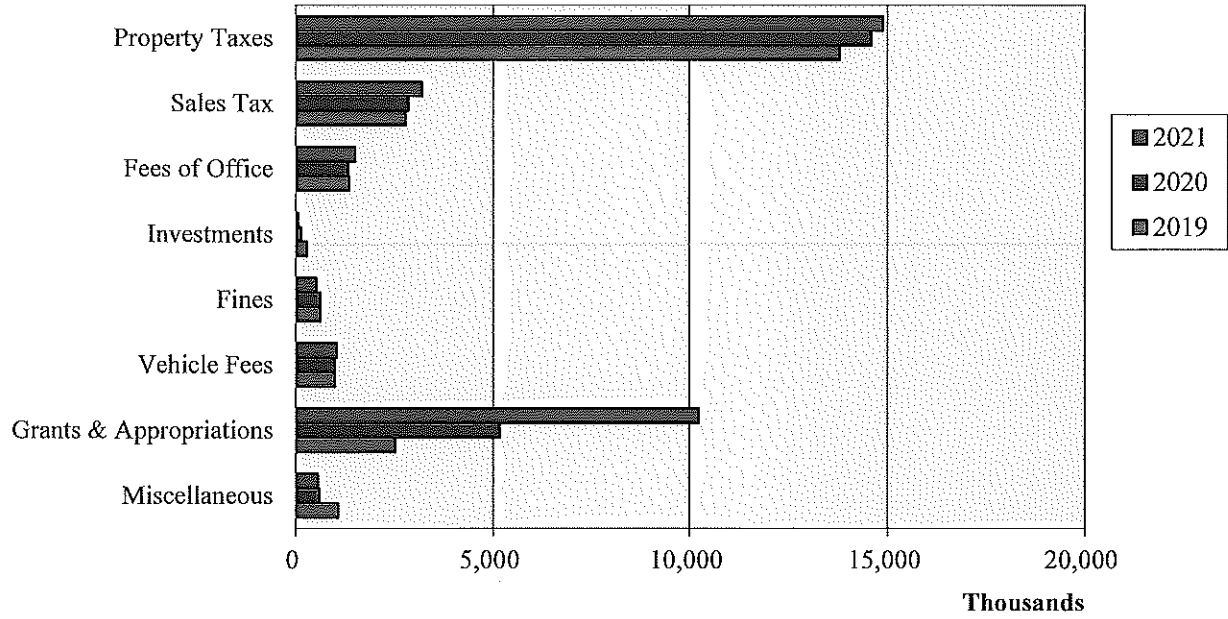
FY 2021

FROM THE OFFICE OF THE COUNTY AUDITOR

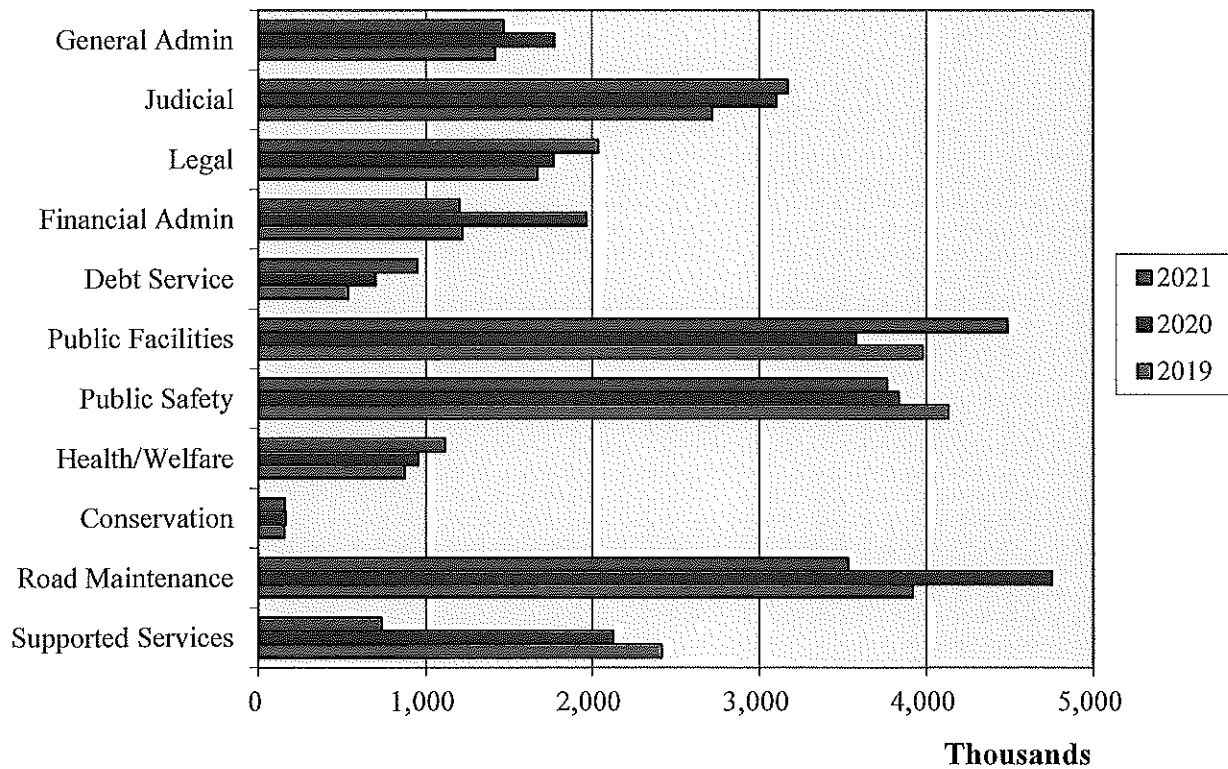
CORYELL COUNTY, TEXAS


CORYELL COUNTY
ANNUAL REVENUES AND EXPENDITURES
BY FUNCTION

COMPARISON OF ANNUAL REVENUES BY FUNCTION



COMPARISON OF ANNUAL EXPENDITURES BY FUNCTION





CORYELL COUNTY
OFFICE OF THE COUNTY AUDITOR

800 E Main Street, Suite A
Gatesville, Texas 76528

Ben L. Roberts
County Auditor
(254) 865-5911 Ext. 2223
county_auditor@corvellcounty.org

November 19, 2021

The Honorable District Judge
Trentin D. Farrell
Nolan G. Kinsey

The Honorable Members of Coryell
County Commissioners Court
Rober Miller, County Judge
Kyle Matthews
Daren Moore
Ryan Basham
Ray Ashby

Your Honors,

In compliance with the statutory duties of the County Auditor as set forth in Chapter 114.025 of the Local Government Code, submitted herewith is the Annual Financial Report of Coryell County for the Fiscal Year ended September 30, 2021.

The accounting records are organized on the fund accounting concept wherein each fund constitutes a separate entity. The county maintains financial records on a cash basis, therefore revenues are recognized when collected and expenditures are recognized when paid.

I hereby certify that this report is a true and correct statement of the financial position of Coryell County as per the records of this office on September 30, 2021.

Respectfully submitted,

Ben Roberts
County Auditor

Karen Smith
Internal Auditor
(254) 865-5911 Ext. 2283
Fax (254) 865-1355
internal_auditor@corvellcounty.org

Nancy Mannix
Assistant County Auditor - Accounts Payable
(254) 865-5911 Ext. 2224
Fax (254) 865-1355
assistant_auditor@corvellcounts Payable

CORYELL COUNTY, TEXAS
DIRECTORY OF OFFICIALS FOR DISTRICT AND COUNTY
YEAR 2021

State Judicial Districts

| | |
|--------------------|---|
| Trentin D. Farrell | 52nd Judicial District Judge |
| Nolan G. Kinsey | 440th Judicial District Judge |
| Dusty Boyd | District Attorney |
| Jeannye Skinner | 52nd District Court Reporter |
| Dana DeLeon | 440th District Court Reporter |
| Rebecca Moore | District Clerk |
| Wesley B. Daniels | Chief Adult Probation Officer |
| Ben Roberts | County Auditor |
| Nancy Mannix | Assistant County Auditor |
| Karen W. Smith | Assistant County Auditor/Internal Audit |

Coryell County

| | |
|------------------|----------------------------------|
| Roger A. Miller | County Judge |
| John Lee | County Court at Law Judge |
| Kyle Matthews | Commissioner, Pct 1 |
| Daren Moore | Commissioner, Pct 2 |
| Jason R Basham | Commissioner, Pct 3 |
| Ray Ashby | Commissioner, Pct 4 |
| Justin Latham | Road & Bridge Administrator |
| John Guinn | Judge, Justice of Peace Pct 1 |
| F. W. Price | Judge, Justice of Peace Pct 2 |
| James Caldwell | Judge, Justice of Peace Pct 3 |
| Coy Latham | Judge, Justice of Peace Pct 4 |
| Randi McFarlin | County Treasurer |
| Brandon Belt | County Attorney |
| Justin Carothers | Tax Assessor-Collector |
| Barbara Simpson | County Clerk |
| Scott Williams | County Sheriff |
| Guy Beveridge | Constable, Pct 1 |
| Shawn Camp | Constable, Pct 2 |
| Jimmy Daniel | Constable, Pct 3 |
| Teddy Brock | Constable, Pct 4 |
| Karen Porter | Jail Administrator |
| Kathy Jo Jones | Chief Juvenile Probation Officer |
| Robert L Harrell | Emergency Management Coordinator |
| Brett Anderson | Pretrial Services Director |
| Robert Ferguson | County Agent |
| Donna Schwausch | County Home Demonstration Agent |
| Rebecca Coward | County Agent 4-H |
| Diedra Wuenschel | County Health Officer |
| Lana Davidson | Indigent Health Director |

CORYELL COUNTY, TEXAS
SURETY BOND OF PRINCIPAL OFFICIALS
YEAR 2021

| Official Title | Name of Officer | Amount of Surety Bond |
|-------------------------------|----------------------------|--------------------------|
| County Judge | Roger A. Miller | \$100,000 |
| County Court At Law Judge | John Lee | 10,000 |
| Commissioner, Pct 1 | Kyle Matthews | 3,000 |
| Commissioner, Pct 2 | Daren Moore | 3,000 |
| Commissioner, Pct 3 | Ryan Basham | 3,000 |
| Commissioner, Pct 4 | Ray Ashby | 3,000 |
| Road & Bridge Administrator | Justin Latham | 5,000 |
| Judge, Justice of Peace Pct 1 | John Guinn | 1,000 |
| Judge, Justice of Peace Pct 2 | F. W. Price | 1,000 |
| Judge, Justice of Peace Pct 3 | James Caldwell | 5,000 |
| Judge, Justice of Peace Pct 4 | Coy Latham | 5,000 |
| County Auditor | Ben Roberts | 5,000 |
| Assistant County Auditor | Karen W. Smith | 2,500 |
| Assistant County Auditor | Nancy Mannix | 2,500 |
| County Treasurer | Randi McFarlin | 100,000 |
| County Attorney | Brandon Belt | 2,500 |
| Tax Assessor-Collector | Justin Carothers | 100,000 |
| | Other than Coryell County: | |
| | State of Texas | 100,000 |
| | City of Gatesville | 50,000 |
| | City of Oglesby | 2,500 |
| | City of Copperas Cove | 100,000 |
| | Gatesville ISD | 100,000 |
| | Jonesboro ISD | 30,000 |
| | Evant ISD | 40,000 |
| | Oglesby ISD | 20,000 |
| | Copperas Cove ISD | 100,000 |
| | Central Texas College | 80,000 |
| | Employee Blanket Bond | 50,000 |
| County Clerk | Jennifer Newton | 165,500 |
| District Clerk | Rebecca Moore | 20,000 |
| County Sheriff | Scott Williams | 5,000 |
| Constable, Pct 1 | Guy Beveridge | 1,000 |
| Constable, Pct 2 | Shawn Camp | 1,000 |
| Constable, Pct 3 | Jimmy Daniel | 1,000 |
| Constable, Pct 4 | Teddy Brock | 1,000 |

CORYELL COUNTY, TEXAS
STATEMENT OF INDEBTEDNESS
AS OF SEPTEMBER 30, 2021

| <u>Note No.</u> | <u>Purpose</u> | <u>Original Debt</u> | <u>Next Due Date</u> | <u>Pmts Due</u> | <u>Payment Amount</u> | <u>Remaining Balance</u> |
|-----------------|---------------------------|----------------------|----------------------|-----------------|-----------------------|--------------------------|
| 253 | Screen Plant for Rd & Bdg | 199,730.00 | 02/14/2021 | 1 | 39,946.00 | 39,946.00 |
| 270 | FY2018 Road & Bdge Equip | 265,000.00 | 01/24/2021 | 2 | 53,000.00 | 106,000.00 |
| 271 | FY2018 Sheriff Vehicles | 279,000.00 | 04/08/2021 | 2 | 55,800.00 | 111,600.00 |
| 272 | FY2019 Sheriff Vehicles | 337,511.00 | 11/30/2020 | 3 | 67,502.20 | 202,506.60 |
| 273 | Fire Truck-C.Cove FY2019 | 349,733.00 | 12/07/2020 | 3 | 69,946.60 | 209,839.80 |
| 274 | FY2019 Road & Bdg Equip | 285,000.00 | 12/04/2020 | 5 | 40,714.29 | 203,571.42 |
| 275 | Voting Machines, FY 2020 | 697,024.00 | 10/22/2021 | 3 | 174,256.00 | 548,011.94 |
| 276 | FY2020 Road & Bdg Equip | 109,248.00 | 11/15/2021 | 3 | 27,312.00 | 81,936.00 |
| 277 | FY2020 Sheriff Vehicles | 358,786.00 | 12/05/2021 | 4 | 71,757.20 | 288,619.14 |
| 278 | FY2020 Motor Graders | 945,068.90 | 03/11/2022 | 5 | 90,922.60 | 1,256,475.57 |

TOTAL INDEBTEDNESS AS OF SEPTEMBER 30, 2021

\$3,048,506.47
=====

CORYELL COUNTY, TEXAS
REPORT OF FUNDS AT SEPTEMBER 30, 2021

| | Beginning Balance October 1, 2020 | Current Receipts | Current Disbursements | Transfer In/Out | Ending Invested Cash | Ending Demand Cash | Ending Cash September 30, 2021 |
|-----------------------------|---|----------------------|--------------------------|--------------------|----------------------------|--------------------------|--------------------------------------|
| County Funds: | | | | | | | |
| General Fund | 8,029,081.07 | 18,103,368.19 | 17,027,484.89 | 2,380.73 | 21,196,111.38 | 12,088,766.28 | 9,107,345.10 |
| Und Road & Bridge Fd | 12,947.62 | 3,752,371.19 | 3,528,609.19 | 0.00 | 0.00 | 236,709.62 | 236,709.62 |
| Law Library Fund | 24,899.81 | 28,291.69 | 29,643.00 | (4,000.00) | 0.00 | 19,548.50 | 19,548.50 |
| Records Mgmt Fund | 642,142.50 | 300,167.13 | 64,636.71 | 0.00 | 0.00 | 877,672.92 | 877,672.92 |
| Courthouse Security Fund | 78,891.45 | 31,644.03 | 17,254.53 | 0.00 | 0.00 | 93,280.95 | 93,280.95 |
| Court Reporter Fund | 11,953.86 | 16,211.69 | 88.32 | 0.00 | 0.00 | 28,077.23 | 28,077.23 |
| LEOSE Training Fund | 7,711.79 | 6,215.23 | 6,971.56 | 0.00 | 0.00 | 6,955.46 | 6,955.46 |
| Technology Fund | 18,118.49 | 29,589.42 | 25,059.06 | 0.00 | 0.00 | 22,648.85 | 22,648.85 |
| Child Abuse Prev Fd | 11,543.41 | 1,042.17 | 0.00 | 0.00 | 0.00 | 12,585.58 | 12,585.58 |
| Interest & Sinking Fund | 9,986.01 | 952,415.71 | 947,110.01 | 0.00 | 0.00 | 15,291.71 | 15,291.71 |
| Capital Improvement Fd | 1,333,503.74 | 421,841.24 | 43,541.39 | 0.00 | 0.00 | 1,711,803.59 | 1,711,803.59 |
| Vol Fire Dept Fund | 21,417.69 | 442,933.30 | 430,840.35 | 0.00 | 0.00 | 33,510.64 | 33,510.64 |
| Pre-Trial Diversion Fund | 127,696.95 | 58,698.34 | 47,460.94 | (19,370.00) | 0.00 | 119,564.35 | 119,564.35 |
| Hot Check Fund | 13,324.54 | 729.00 | 10,717.48 | 0.00 | 0.00 | 3,336.06 | 3,336.06 |
| Vehicle Inventory Tax Fd | 2,526.90 | 0.00 | 0.00 | 0.00 | 0.00 | 2,526.90 | 2,526.90 |
| Siezed & Forfeited Fund | 12,624.77 | 5,431.56 | 133.94 | 0.00 | 0.00 | 17,922.39 | 17,922.39 |
| Current Fund | 264,753.42 | 6,254.56 | 0.00 | 0.00 | 271,007.98 | 0.00 | 271,007.98 |
| American Rescue Fund | 0.00 | 7,376,295.50 | 0.00 | 0.00 | 7,376,295.50 | 0.00 | 7,376,295.50 |
| HOT Auto Tsk Fcd FD | 8,082.80 | 39,492.12 | 66,484.91 | 19,723.00 | 0.00 | 813.01 | 813.01 |
| State Fee Fund | 81,133.40 | 538,483.32 | 515,760.89 | (30,358.97) | 0.00 | 73,496.86 | 73,496.86 |
| Total | 10,712,340.22 | 32,111,475.39 | 22,761,797.17 | (31,625.24) | 28,843,414.86 | 15,364,510.90 | 20,030,393.20 |
| Other Managed Funds: | | | | | | | |
| DA Supplement Fund | 1,922.40 | 30,000.00 | 16,180.68 | 0.00 | 0.00 | 15,741.72 | 15,741.72 |
| Victims Coord CJD Fund | 3,366.11 | 94,315.65 | 95,671.05 | 0.00 | 0.00 | 2,010.71 | 2,010.71 |
| Victims Coord AG Fund | (13,145.69) | 63,762.93 | 83,750.19 | 19,370.00 | 0.00 | (13,762.95) | (13,762.95) |
| Basic Supervision Fund | 264,268.52 | 534,168.91 | 382,837.81 | 0.00 | 0.00 | 415,599.62 | 415,599.62 |
| Adult Comm Corr Fund | 17,356.32 | 112,322.41 | 111,865.55 | 0.00 | 0.00 | 17,813.18 | 17,813.18 |
| Juv State Aid Fund | 668,122.12 | 447,170.50 | 545,689.82 | 0.00 | 0.00 | 569,602.80 | 569,602.80 |
| Bail Bond Board Fund | 17,667.06 | 1,515.00 | 0.00 | 0.00 | 0.00 | 19,182.06 | 19,182.06 |
| Mental Health Deputy Fd | 0.00 | 232,110.44 | 243,610.13 | 12,255.24 | 0.00 | 755.55 | 755.55 |
| GRAND TOTAL | 11,671,897.06 | 33,626,841.23 | 24,241,402.40 | (0.00) | 28,843,414.86 | 16,391,453.59 | 21,057,335.89 |

CORYELL COUNTY, TEXAS
TAX HISTORY

| Budget Year | Taxable Assessed Valuation | Tax Rate | Tax Levy | Collections All Years | Percentage Collection | Collections Current Year | Collection Percentage Current Year |
|-------------|----------------------------|----------|------------|-----------------------|-----------------------|--------------------------|------------------------------------|
| 2021 | 2,789,754,130 | .53110 | 14,816,384 | 14,936,692 | 100.81% | 14,731,076 | 99.42% |
| 2020 | 2,677,636,525 | .54530 | 14,601,152 | 14,637,980 | 100.25% | 14,431,134 | 98.84% |
| 2019 | 2,539,345,388 | .54530 | 13,847,050 | 13,822,745 | 99.82% | 13,809,987 | 99.73% |
| 2018 | 2,470,907,723 | .54530 | 13,473,860 | 13,559,770 | 100.64% | 13,291,499 | 98.65% |
| 2017 | 2,458,393,970 | .49366 | 12,136,108 | 12,084,146 | 99.57% | 11,901,012 | 98.06% |
| 2016 | 2,337,985,584 | .45845 | 10,718,425 | 10,750,778 | 100.30% | 10,560,368 | 98.53% |
| 2015 | 2,268,785,241 | .45920 | 10,418,061 | 10,478,276 | 100.58% | 10,314,844 | 99.01% |
| 2014 | 2,187,644,351 | .44920 | 9,826,898 | 9,866,614 | 100.40% | 9,708,431 | 98.79% |
| 2013 | 2,134,565,359 | .44920 | 9,588,468 | 9,626,415 | 100.39% | 9,474,215 | 98.81% |
| 2012 | 2,100,832,584 | .42420 | 8,911,732 | 8,917,700 | 100.07% | 8,780,066 | 98.52% |
| 2011 | 2,063,723,892 | .42280 | 8,725,425 | 8,700,575 | 99.72% | 8,490,710 | 97.31% |
| 2010 | 2,039,800,384 | .39750 | 8,108,206 | 8,170,698 | 100.77% | 7,999,030 | 98.65% |
| 2009 | 2,049,735,934 | .39907 | 8,179,881 | 8,216,760 | 100.45% | 8,072,164 | 98.68% |
| 2008 | 1,890,022,958 | .39907 | 7,542,515 | 7,633,481 | 101.21% | 7,456,962 | 98.87% |
| 2007 | 1,714,080,988 | .39907 | 6,840,383 | 6,880,097 | 100.58% | 6,653,083 | 97.26% |
| 2006 | 1,455,232,395 | .42407 | 6,171,204 | 6,097,812 | 98.81% | 6,016,828 | 97.50% |
| 2005 | 1,310,482,311 | .42407 | 5,557,362 | 5,544,944 | 99.78% | 5,427,415 | 97.66% |
| 2004 | 1,233,827,134 | .41207 | 5,084,231 | 5,064,341 | 99.61% | 4,958,732 | 97.53% |
| 2003 | 1,201,584,840 | .38807 | 4,662,990 | 4,740,433 | 101.66% | 4,626,527 | 99.22% |
| 2002 | 1,141,049,627 | .38057 | 4,342,492 | 4,374,972 | 100.75% | 4,296,900 | 98.95% |
| 2001 | 1,075,323,162 | .38057 | 4,092,357 | 4,065,052 | 99.33% | 4,000,780 | 97.76% |
| 2000 | 1,038,144,089 | .34807 | 3,613,468 | 3,656,253 | 101.18% | 3,542,163 | 98.03% |
| 1999 | 997,709,214 | .32907 | 3,283,161 | 3,216,640 | 97.97% | 3,218,517 | 98.03% |
| 1998 | 978,389,083 | .31407 | 3,072,827 | 3,049,063 | 99.23% | 3,025,924 | 98.47% |

CORYELL COUNTY, TEXAS
COMPARISON OF ANNUAL REVENUES AND EXPENDITURES BY FUNCTION

| | Fiscal Year 2021 | Fiscal Year 2020 | Fiscal Year 2019 | Fiscal Year 2018 | Fiscal Year 2017 |
|-------------------------|------------------|------------------|------------------|------------------|------------------|
| REVENUES | | | | | |
| Property Taxes | 14881670 | 14581520 | 13765756 | 13463739 | 12061766 |
| Sales Tax | 3183837 | 2840056 | 2769866 | 2467795 | 2229095 |
| Fees of Office | 1498227 | 1312171 | 1345841 | 1330549 | 1217281 |
| Investments | 45568 | 116927 | 277001 | 160872 | 73710 |
| Fines | 505264 | 613559 | 619745 | 506646 | 477736 |
| Vehicle Fees | 1034497 | 990173 | 990694 | 1008592 | 997464 |
| Grants & Appropriations | 10233139 | 5166982 | 2502741 | 2724606 | 2750726 |
| Miscellaneous | 553465 | 584797 | 1069706 | 690917 | 934231 |
| | 31935667 | 26206185 | 23341350 | 22353716 | 20742009 |
| | 100.00% | 100.00% | 100.00% | 100.00% | 100.00% |
| EXPENDITURES | | | | | |
| General Admin | 1467591 | 1772588 | 1413147 | 1426695 | 1596138 |
| Judicial | 3167596.3 | 3098765 | 2721407 | 2551374 | 2573597 |
| Legal | 2035563 | 1767339 | 1672039 | 1526570 | 1443790 |
| Financial Admin | 1200279 | 1965334 | 1219450 | 1191539 | 1138397 |
| Debt Service | 947110 | 699498 | 535282 | 552241 | 432820 |
| Public Facilities | 4484387 | 3574310 | 3975919 | 3736327 | 3764898 |
| Public Safety | 3763694 | 3833967 | 4131785 | 3807234 | 3326043 |
| Health/Welfare | 1113504 | 952060 | 874055 | 846719 | 964748 |
| Conservation | 156397 | 164454 | 154546 | 143261 | 152375 |
| Road Maintenance | 3528609 | 4750530 | 3918129 | 3319323 | 3402507 |
| Supported Services | 736768 | 2123764 | 2416932 | 2243341 | 2096755 |
| | 22601498 | 24702609 | 23032691 | 21344624 | 20892068 |
| | 100.00% | 100.00% | 100.00% | 100.00% | 100.00% |

* The Fiscal Year for Coryell County is October 1 through September 30

ASSETS

CURRENT ASSETS

| | |
|----------------------------|----------------|
| CASH - BANK CHECKING | 11,255,789.21- |
| CASH - BANK MONEY MARKET | 19,955,721.76 |
| CERTIFICATES OF DEPOSIT | 1,240,389.62 |
| SOUTH TEXAS RELIEF FUND | 649.70 |
| CHANGE FUNDS FOR JP COURTS | 600.00 |
| | ----- |
| TOTAL CURRENT ASSETS | 9,941,571.87 |
| | ----- |

OTHER ASSETS

| | |
|-------------------------|----------------|
| ESTIMATED REVENUES | 15,914,326.36 |
| LESS: REVENUES RECEIVED | 18,105,748.92- |
| | ----- |
| TOTAL OTHER ASSETS | 2,191,422.56- |
| | ----- |
| TOTAL ASSETS | 7,750,149.31 |
| | ===== |

LIABILITIES AND FUND BALANCE

CURRENT LIABILITIES

| | |
|---------------------------|------------|
| ACCOUNTS PAYABLE | 834,226.77 |
| | ----- |
| TOTAL CURRENT LIABILITIES | 834,226.77 |
| | ----- |

OTHER LIABILITIES

| | |
|-------------------------|----------------|
| APPROPRIATIONS | 18,895,718.10 |
| LESS: EXPENDITURES | 17,027,484.89- |
| | ----- |
| TOTAL OTHER LIABILITIES | 1,868,233.21 |
| | ----- |

FUND BALANCE

| | |
|-----------------------|---------------|
| CURRENT FUND BALANCE | 8,029,081.07 |
| BUDGETED FUND BALANCE | 2,981,391.74- |
| | ----- |
| TOTAL FUND BALANCE | 5,047,689.33 |
| | ----- |

TOTAL LIABILITIES & FUND BAL.

7,750,149.31

=====

Statement of Revenues -- (Fund: 010)
 CORYELL COUNTY
 Consolidated Financials
 Monthly Financial Statement of Revenues
 For the Month Ending: SEPTEMBER 30, 2021

| Description | Account Number | Beg Budget | Cur Budget | M-T-D | Y-T-D | Balance % | Budget Change |
|-------------------------------|-----------------|----------------------|----------------------|------------|----------------------|--------------------|---------------|
| REVENUE - GENERAL FUND | | | | | | | |
| PROPERTY TAXES | 4-010-0310-0130 | 10,352,921.20 | 10,352,921.20 | .00 | 10,490,217.50 | 137,296.30- | 101.3 |
| TAX ABATEMENTS | 4-010-0310-0135 | .00 | .00 | .00 | 55,022.19- | 55,022.19- | .00 |
| SALES TAX | 4-010-0310-0140 | 2,500,000.00 | 2,500,000.00 | .00 | 3,183,836.96 | 683,836.96- | 127.4 |
| TOTAL TAXES | | 12,852,921.20 | 12,852,921.20 | .00 | 13,619,032.27 | 766,111.07- | 106.0 |
| FEES OF OFFICE | | | | | | | |
| COUNTY JUDGE | 4-010-0340-0100 | 1,700.00 | 1,700.00 | .00 | 2,845.86 | 1,145.86- | 167.4 |
| COUNTY SHERIFF | 4-010-0340-0200 | 70,000.00 | 70,000.00 | .00 | 64,899.32 | 5,100.68 | 92.7 |
| COUNTY ATTORNEY | 4-010-0340-0300 | 6,000.00 | 6,000.00 | .00 | 5,990.24 | 9.76 | 99.8 |
| COUNTY CLERK | 4-010-0340-0400 | 312,000.00 | 312,000.00 | .00 | 426,173.55 | 114,173.55- | 136.6 |
| CO. TAX COLLECTOR | 4-010-0340-0500 | 380,000.00 | 380,000.00 | .00 | 384,570.70 | 4,570.70- | 101.2 |
| DISTRICT CLERK | 4-010-0340-0700 | 135,000.00 | 135,000.00 | .00 | 121,259.59 | 13,740.41 | 89.8 |
| CONSTABLE PCT 1 | 4-010-0340-0901 | 20,000.00 | 20,000.00 | .00 | 14,110.00 | 5,890.00 | 70.6 |
| CONSTABLE PCT 2 | 4-010-0340-0902 | 20,000.00 | 20,000.00 | .00 | 17,060.00 | 2,940.00 | 85.3 |
| CONSTABLE PCT 3 | 4-010-0340-0903 | 6,000.00 | 6,000.00 | .00 | 10,930.00 | 4,930.00- | 182.2 |
| CONSTABLE PCT 4 | 4-010-0340-0904 | 5,000.00 | 5,000.00 | .00 | 7,385.00 | 2,385.00- | 147.7 |
| TOTAL FEES OF OFFICE | | 955,700.00 | 955,700.00 | .00 | 1,055,224.26 | 99,524.26- | 110.4 |
| FINES | | | | | | | |
| CO. COURT AT LAW | 4-010-0350-0150 | 125,000.00 | 125,000.00 | .00 | 118,023.55 | 6,976.45 | 94.4 |
| DISTRICT COURT | 4-010-0350-0700 | 55,000.00 | 55,000.00 | .00 | 73,696.65 | 18,696.65- | 134.0 |
| JUSTICE PEACE #1 | 4-010-0350-0801 | 30,000.00 | 30,000.00 | .00 | 33,903.35 | 3,903.35- | 113.0 |
| JUSTICE PEACE #2 | 4-010-0350-0802 | 85,000.00 | 85,000.00 | .00 | 81,555.61 | 3,444.39 | 95.7 |
| JUSTICE PEACE #3 | 4-010-0350-0803 | 125,000.00 | 125,000.00 | .00 | 113,029.53 | 11,970.47 | 90.4 |
| JUSTICE PEACE #4 | 4-010-0350-0804 | 120,000.00 | 120,000.00 | .00 | 85,255.77 | 34,744.23 | 71.1 |
| TOTAL FINES | | 540,000.00 | 540,000.00 | .00 | 505,264.46 | 34,735.54 | 93.6 |
| OTHER REVENUES | | | | | | | |
| INTEREST EARNED | 4-010-0360-0100 | 33,600.00 | 33,600.00 | .00 | 45,567.53 | 11,967.53- | 135.6 |
| CO. PORT. STATE FEE FUND | 4-010-0360-0125 | 38,000.00 | 38,000.00 | .00 | 30,358.97 | 7,641.03 | 79.9 |
| INMATE TELEPHONE | 4-010-0360-0127 | 35,000.00 | 35,000.00 | .00 | 75,292.73 | 40,292.73- | 215.1 |
| SALE OF SURPLUS PROPERTY | 4-010-0360-0128 | 15,000.00 | 15,000.00 | .00 | 142,348.01 | 127,348.01- | 949.0 |
| FISCAL SERVICE FEES | 4-010-0360-0129 | 2,500.00 | 2,500.00 | .00 | 1,857.00 | 543.00 | 78.3 |
| RESTITUTION | 4-010-0360-0131 | 80,000.00 | 80,000.00 | .00 | 93,817.90 | 13,817.90- | 117.3 |
| SEPTIC TANK INSP FEES | 4-010-0360-0132 | 50,000.00 | 50,000.00 | .00 | 59,040.00 | 9,040.00- | 118.1 |
| LIQUOR TAX | 4-010-0360-0200 | 40,000.00 | 40,000.00 | .00 | 47,866.95 | 7,866.95- | 119.7 |
| MISCELLANEOUS | 4-010-0360-0495 | 40,000.00 | 40,000.00 | .00 | 38,386.14 | 1,613.86 | 96.0 |
| TOTAL OTHER REVENUE | | 334,100.00 | 334,100.00 | .00 | 534,635.23 | 200,535.23- | 160.0 |
| REIMBURSEMENTS | | | | | | | |
| RENT | 4-010-0365-0117 | 47,856.00 | 47,856.00 | .00 | 47,856.00 | .00 | 100.0 |
| DISADLD VET TAX EXEMPTION | 4-010-0365-0123 | 300,000.00 | 413,423.00 | .00 | 735,154.78 | 321,731.78- | 177.8 |
| CCAL STATE SAL SUPP | 4-010-0365-0124 | 84,000.00 | 84,000.00 | .00 | 84,000.00 | .00 | 100.0 |
| CTY JUDGE STATE SAL SUPP | 4-010-0365-0126 | 25,200.00 | 25,200.00 | .00 | 26,409.00 | 1,209.00- | 104.8 |
| CTY ATTNY STATE SAL SUPP | 4-010-0365-0127 | 88,200.00 | 88,200.00 | .00 | 84,000.00 | 4,200.00 | 95.2 |
| REIMB INDIGENT HEALTH CAR | 4-010-0365-0129 | 40,000.00 | 40,000.00 | .00 | 50,304.12 | 10,304.12- | 123.6 |
| INDIGENT DEFENSE GRANT | 4-010-0365-0130 | 51,000.00 | 51,000.00 | .00 | 54,662.75 | 3,662.75- | 107.2 |
| STATE PROSECUTORS SUPP | 4-010-0365-0131 | 2,880.00 | 2,880.00 | .00 | 2,160.00 | 720.00 | 75.0 |
| EMERGENCY MGMT GRANT | 4-010-0365-0132 | 24,000.00 | 24,000.00 | .00 | 15,658.78 | 8,341.22 | 65.2 |
| TDC REIMBURSEMENT | 4-010-0365-0133 | 12,000.00 | 12,000.00 | .00 | 12,000.00 | .00 | 100.0 |
| CORONA VIR RELIEF FUNDS | 4-010-0365-0137 | 97,701.32 | 515,701.32 | .00 | 1,178,364.00 | 662,662.68- | 228.5 |
| ELECTRONIC MONITOR REIMB | 4-010-0365-0139 | 3,500.00 | 3,500.00 | .00 | 3,500.00 | .00 | 100.0 |
| MISCELLANEOUS | 4-010-0365-0495 | 20,000.00 | 20,000.00 | .00 | 145,001.51 | 125,001.51- | 725.0 |

| Description | Account Number | Beg Budget | Cur Budget | M-T-D | Y-T-D | Balance % | Budget Change |
|--------------------------|-----------------|---------------|---------------|-------|---------------|---------------------|---------------|
| TOTAL REIMBURSEMENTS | | 796,337.32 | 1,327,760.32 | .00 | 2,423,570.94 | 1,095,810.62- 182.5 | 531423.00 |
| TOTAL REVENUE | | 15,479,058.52 | 16,010,481.52 | .00 | 18,137,727.16 | 2,127,245.64- 113.3 | 531423.00 |
| TRANSFERS OUT | | | | | | | |
| HOT TASK FORCE FUND | 4-010-3700-0103 | 24,283.16- | 24,283.16- | .00 | 19,723.00- | 4,560.16- | .00 |
| MENTAL HEALTH DEPUTY PGM | 4-010-3700-0108 | 71,872.00- | 71,872.00- | .00 | 12,255.24- | 59,616.76- | .00 |
| TOTAL TRANSFER OUT | | 96,155.16- | 96,155.16- | .00 | 31,978.24- | 64,176.92- | .00 |
| NET REVENUE | | 15,382,903.36 | 15,914,326.36 | .00 | 18,105,748.92 | 2,191,422.56- 113.8 | 531423.00 |

| Description | Account Number | Beg Budget | Cur Budget | M-T-D | Y-T-D | Encumbrance | Balance | % | Budget Change |
|----------------------------------|-----------------|-------------------|-------------------|------------|-------------------|-------------|------------------|-------------|-----------------|
| EXPENSES - GENERAL FUND | | | | | | | | | |
| GENERAL ADMINISTRATION | | | | | | | | | |
| COUNTY JUDGE | | | | | | | | | |
| SALARY-JUDGE | 5-010-1400-0101 | 71,953.92 | 71,953.92 | .00 | 71,953.92 | .00 | 37,500.12 | 100.0 | .00 |
| SALARY-OTHER | 5-010-1400-0109 | 73,311.00 | 73,311.00 | .00 | 35,810.88 | .00 | 1,999.92 | 48.9 | .00 |
| AUTO ALLOWANCE | 5-010-1400-0150 | 2,000.00 | 2,000.00 | .00 | 7,987.98 | .00 | 3,277.67 | 70.9 | .00 |
| SOCIAL SECURITY | 5-010-1400-0201 | 11,265.65 | 11,265.65 | .00 | 10,821.17 | .00 | 10,821.17 | 60.8 | .00 |
| HEALTH INSURANCE | 5-010-1400-0202 | 27,586.68 | 27,586.68 | .00 | 16,765.51 | .00 | 3,967.65 | 74.5 | .00 |
| RETIREMENT | 5-010-1400-0203 | 15,580.62 | 15,580.62 | .00 | 11,612.97 | .00 | 2,282.55 | 8.7 | -1200.00 |
| OFFICE SUPPLIES | 5-010-1400-0310 | 2,500.00 | 2,500.00 | .00 | 11,217.45 | .00 | 1,500.00 | .0 | .00 |
| TELEPHONE | 5-010-1400-0420 | 1,200.00 | 1,200.00 | .00 | 259.98 | .00 | 1,740.02 | 13.0 | .00 |
| TRAVEL-OUT OF COUNTY | 5-010-1400-0425 | 1,500.00 | 1,500.00 | .00 | 200.00 | .00 | 1,490.00 | 14.9 | .00 |
| SOFTWARE MAINTENANCE | 5-010-1400-0453 | 2,000.00 | 2,000.00 | .00 | 260.00 | .00 | 2,000.00 | .0 | .00 |
| BONDS | 5-010-1400-0480 | 200.00 | 200.00 | .00 | | .00 | | | .00 |
| MISCELLANEOUS | 5-010-1400-0485 | 1,750.00 | 1,750.00 | .00 | | .00 | | | .00 |
| OFFICE EQUIPMENT | 5-010-1400-0572 | 2,000.00 | 2,000.00 | .00 | | .00 | | | .00 |
| TOTAL COUNTY JUDGE | | 212,847.87 | 211,647.87 | .00 | 146,868.61 | .00 | 64,779.26 | 69.4 | -1200.00 |
| COMMISSIONERS COURT | | | | | | | | | |
| SALARY-COMMISSIONERS | 5-010-1401-0101 | 181,301.22 | 181,301.22 | .00 | 181,300.80 | .00 | .42 | 100.0 | .00 |
| AUTO ALLOWANCE | 5-010-1401-0150 | 8,000.00 | 8,000.00 | .00 | 7,999.68 | .00 | 32 | 100.0 | .00 |
| SOCIAL SECURITY | 5-010-1401-0201 | 14,481.54 | 14,481.54 | .00 | 13,985.28 | .00 | 496.26 | 96.6 | .00 |
| HEALTH INSURANCE | 5-010-1401-0202 | 48,934.16 | 48,934.16 | .00 | 32,546.47 | .00 | 16,387.69 | 66.5 | .00 |
| RETIREMENT | 5-010-1401-0203 | 20,028.07 | 20,028.07 | .00 | 20,027.76 | .00 | 31 | 100.0 | .00 |
| OFFICE SUPPLIES | 5-010-1401-0310 | 250.00 | 250.00 | .00 | 132.93 | .00 | 117.07 | 53.2 | -1500.00 |
| TELEPHONE | 5-010-1401-0420 | 1,500.00 | 1,500.00 | .00 | .00 | .00 | 315.10 | 92.1 | .00 |
| TRAVEL-OUT OF COUNTY | 5-010-1401-0425 | 4,000.00 | 4,000.00 | .00 | 3,684.90 | .00 | 211.02 | 64.8 | .00 |
| SOFTWARE MAINTENANCE | 5-010-1401-0453 | 600.00 | 600.00 | .00 | 388.98 | .00 | 211.02 | 100.0 | .00 |
| BONDS | 5-010-1401-0480 | 625.50 | 625.50 | .00 | 625.50 | .00 | .00 | 100.0 | .00 |
| MISCELLANEOUS | 5-010-1401-0485 | 1,000.00 | 1,000.00 | .00 | | .00 | 1,000.00 | .0 | .00 |
| TOTAL COMMISSIONERS COURT | | 280,720.49 | 279,220.49 | .00 | 260,692.30 | .00 | 18,528.19 | 93.4 | -1500.00 |
| COUNTY CLERK | | | | | | | | | |
| SALARY CO. CLERK | 5-010-1403-0101 | 57,123.20 | 57,123.20 | .00 | 57,123.12 | .00 | .08 | 100.0 | .00 |
| SALARY - OTHERS | 5-010-1403-0109 | 176,266.77 | 176,266.77 | .00 | 164,391.79 | .00 | 11,874.98 | 93.3 | .00 |
| SOCIAL SECURITY | 5-010-1403-0201 | 17,854.33 | 17,854.33 | .00 | 16,462.90 | .00 | 1,391.43 | 92.2 | .00 |
| HEALTH INSURANCE | 5-010-1403-0202 | 77,522.64 | 77,522.64 | .00 | 63,576.46 | .00 | 13,946.18 | 82.0 | .00 |
| RETIREMENT | 5-010-1403-0203 | 24,692.66 | 24,692.66 | .00 | 23,447.53 | .00 | 1,245.13 | 95.0 | .00 |
| OFFICE SUPPLIES | 5-010-1403-0310 | 6,000.00 | 6,000.00 | .00 | 5,915.95 | .00 | 84.05 | 98.6 | -7000.00 |
| TELEPHONE | 5-010-1403-0420 | 2,000.00 | 2,000.00 | .00 | .00 | .00 | .00 | 0 | .00 |
| TRAVEL | 5-010-1403-0425 | 2,000.00 | 2,000.00 | .00 | 1,346.72 | .00 | 653.28 | 67.3 | .00 |
| SOFTWARE MAINTENANCE | 5-010-1403-0453 | 500.00 | 500.00 | .00 | 427.95 | .00 | 72.05 | 85.6 | .00 |
| BONDS | 5-010-1403-0480 | 1,310.00 | 1,310.00 | .00 | 1,309.25 | .00 | .75 | 99.9 | .00 |
| MISCELLANEOUS | 5-010-1403-0485 | 1,000.00 | 1,000.00 | .00 | 437.02 | .00 | 562.98 | 43.7 | .00 |
| OFFICE EQUIPMENT | 5-010-1403-0572 | 1,500.00 | 1,500.00 | .00 | 469.99 | .00 | 1,030.01 | 31.3 | .00 |
| TOTAL COUNTY CLERK | | 372,769.60 | 365,769.60 | .00 | 334,908.68 | .00 | 30,860.92 | 91.6 | -7000.00 |
| EMERGENCY MANAGEMENT | | | | | | | | | |
| SALARY-OTHER | 5-010-1404-0109 | 46,102.08 | 46,102.08 | .00 | 46,102.08 | .00 | .00 | 100.0 | .00 |
| CELL ALLOWANCE | 5-010-1404-0151 | 3,571.59 | 3,571.59 | .00 | 600.00 | .00 | 3,000.00 | 100.0 | .00 |
| SOCIAL SECURITY | 5-010-1404-0201 | 9,150.72 | 9,150.72 | .00 | 8,372.01 | .00 | 42.63 | 98.8 | .00 |
| HEALTH INSURANCE | 5-010-1404-0202 | 4,942.07 | 4,942.07 | .00 | 4,941.06 | .00 | 778.71 | 101.5 | .00 |
| RETIREMENT | 5-010-1404-0203 | 500.00 | 500.00 | .00 | 91.18 | .00 | 1.01 | 100.0 | .00 |
| OFFICE SUPPLIES | 5-010-1404-0310 | 480.00 | 480.00 | .00 | | .00 | 408.82 | 18.2 | -480.00 |
| TELEPHONE | 5-010-1404-0420 | | | .00 | | .00 | .00 | .0 | .00 |

Statement of Expenses -- (Fund: 010)
 CORYELL COUNTY
 Consolidated Financials
 Monthly Financial Statement of Expenses
 For the Month Ending: SEPTEMBER 30, 2021

| Description | Account Number | Seg Budget | Cur Budget | M-T-D | Y-T-D | Encumbrance | Balance | % | Budget Change |
|---------------------------|-----------------|--------------|--------------|-------|--------------|-------------|------------|-------|---------------|
| TOTAL - EMERGENCY MGMT CO | | 81,846.46 | 81,366.46 | .00 | 64,704.24 | .00 | 16,662.22 | 79.5 | -480.00 |
| NON-DEPARTMENTAL | | | | | | | | | |
| TRAVEL-OUT OF COUNTY | 5-010-1404-0425 | 3,000.00 | 3,000.00 | .00 | 857.96 | .00 | 2,142.04 | 28.6 | .00 |
| SOFTWARE MAINTENANCE | 5-010-1404-0453 | 300.00 | 300.00 | .00 | .00 | .00 | 300.00 | .0 | .00 |
| MISCELLANEOUS | 5-010-1404-0495 | 12,000.00 | 12,000.00 | .00 | 210.99 | .00 | 11,789.01 | 1.8 | .00 |
| OFFICE EQUIPMENT | 5-010-1404-0572 | 1,200.00 | 1,200.00 | .00 | .00 | .00 | 1,200.00 | .0 | .00 |
| WORKER'S COMP. INS. | 5-010-1409-0204 | 60,000.00 | 54,600.00 | .00 | 51,229.00 | .00 | 3,371.00 | 93.8 | -5400.00 |
| UNEMPLOYMENT INS. | 5-010-1409-0206 | 11,200.00 | 16,600.00 | .00 | 16,342.45 | .00 | 2,257.55 | 98.5 | 5400.00 |
| POSTAL EXPENSE | 5-010-1409-0311 | 95,000.00 | 95,000.00 | .00 | 62,838.09 | .00 | 32,161.91 | 66.2 | .00 |
| PROFESSIONAL FEES | 5-010-1409-0412 | 235,000.00 | 135,000.00 | .00 | 127,039.40 | .00 | 7,960.60 | 94.1 | -100000.00 |
| TELEPHONE | 5-010-1409-0420 | .00 | 99,880.00 | .00 | 99,554.61 | .00 | 325.39 | 99.7 | 99880.00 |
| INTERNET SERVICE | 5-010-1409-0421 | .00 | 36,000.00 | .00 | 34,340.32 | .00 | 1,659.68 | 95.4 | 36000.00 |
| ADVERTISING | 5-010-1409-0430 | 2,000.00 | 21,000.00 | .00 | 1,786.60 | .00 | 1,213.40 | 39.3 | -9000.00 |
| COPY MACH LEASE & REPAIR | 5-010-1409-0452 | 46,000.00 | 37,000.00 | .00 | 22,891.77 | .00 | 14,108.23 | 61.9 | .00 |
| SOFTWARE MAINTENANCE | 5-010-1409-0453 | 45,000.00 | 45,000.00 | .00 | 17,220.12 | .00 | 27,779.88 | 38.3 | .00 |
| DUES & SUBSCRIPTIONS | 5-010-1409-0481 | 50,000.00 | 50,000.00 | .00 | 16,683.71 | .00 | 33,316.29 | 33.4 | .00 |
| LIAB. & PROP. INS. | 5-010-1409-0482 | 210,000.00 | 210,000.00 | .00 | 163,507.96 | .00 | 46,492.04 | 77.9 | .00 |
| MISCELLANEOUS | 5-010-1409-0495 | 94,400.00 | 7,700.00 | .00 | 760.45 | .00 | 6,939.55 | 9.9 | -86700.00 |
| TOTAL NON-DEPARTMENTAL | | 848,600.00 | 788,780.00 | .00 | 613,194.48 | .00 | 175,585.52 | 77.7 | -59820.00 |
| TOTAL GEN. ADMIN. | | 1,796,784.42 | 1,726,784.42 | .00 | 1,420,368.31 | .00 | 306,416.11 | 82.3 | -70000.00 |
| JUDICIAL | | | | | | | | | |
| COUNTY COURT AT LAW | | | | | | | | | |
| SALARY-JUDGE | 5-010-2423-0101 | 174,000.00 | 174,000.00 | .00 | 173,999.92 | .00 | .08 | 100.0 | .00 |
| SALARY-OTHER | 5-010-2423-0109 | 76,361.04 | 76,361.04 | .00 | 76,361.04 | .00 | .00 | 100.0 | .00 |
| SOCIAL SECURITY | 5-010-2423-0201 | 16,502.92 | 16,502.92 | .00 | 16,133.14 | .00 | 369.78 | 97.8 | .00 |
| HEALTH INSURANCE | 5-010-2423-0202 | 23,143.30 | 23,143.30 | .00 | 21,107.31 | .00 | 2,035.99 | 91.2 | .00 |
| RETIREMENT | 5-010-2423-0203 | 26,488.17 | 26,488.17 | .00 | 26,488.17 | .00 | .00 | 100.0 | .00 |
| OFFICE SUPPLIES | 5-010-2423-0310 | 3,500.00 | 3,500.00 | .00 | 1,597.59 | .00 | 1,902.41 | 45.7 | -2200.00 |
| TELEPHONE | 5-010-2423-0420 | 2,200.00 | .00 | .00 | .00 | .00 | .00 | .0 | .00 |
| TRAVEL | 5-010-2423-0425 | 2,500.00 | 2,500.00 | .00 | 963.58 | .00 | 1,536.42 | 38.5 | .00 |
| BONDS | 5-010-2423-0480 | 293.00 | 293.00 | .00 | 93.00 | .00 | 200.00 | 31.7 | .00 |
| JURORS | 5-010-2423-0485 | 2,300.00 | 2,300.00 | .00 | 876.00 | .00 | 1,324.00 | 39.8 | .00 |
| MISCELLANEOUS | 5-010-2423-0495 | 750.00 | 750.00 | .00 | 99.99 | .00 | 650.01 | 13.3 | .00 |
| EQUIPMENT | 5-010-2423-0572 | 2,000.00 | 2,000.00 | .00 | 139.99 | .00 | 1,860.01 | 7.0 | .00 |
| TOTAL COURT AT LAW | | 329,938.43 | 327,738.43 | .00 | 317,859.73 | .00 | 9,878.70 | 97.0 | -2200.00 |
| JUVENILE COURT | | | | | | | | | |
| SALARIES | 5-010-2427-0101 | 43,822.92 | 43,822.92 | .00 | .00 | .00 | 43,822.92 | 100.0 | .00 |
| SOCIAL SECURITY | 5-010-2427-0201 | 3,352.68 | 3,352.68 | .00 | 3,352.62 | .00 | .06 | 100.0 | .00 |
| RETIREMENT | 5-010-2427-0203 | 4,686.49 | 4,686.49 | .00 | 4,650.54 | .00 | 35.95 | 99.2 | .00 |
| COURT APPTD ATTYS | 5-010-2427-0401 | 4,950.00 | 4,950.00 | .00 | 2,070.00 | .00 | 2,880.00 | 41.8 | .00 |
| TOTAL JUVENILE COURT | | 56,812.09 | 56,812.09 | .00 | 10,073.16 | .00 | 46,738.93 | 17.7 | .00 |
| DISTRICT COURTS | | | | | | | | | |
| SALARIES | 5-010-2428-0101 | 7,000.00 | 7,000.00 | .00 | 7,000.00 | .00 | .00 | 100.0 | .00 |
| SALARY OTHER | 5-010-2428-0109 | 121,837.50 | 121,837.50 | .00 | 121,837.44 | .00 | .06 | 100.0 | .00 |
| SOCIAL SECURITY | 5-010-2428-0201 | 9,856.07 | 9,856.07 | .00 | 9,744.91 | .00 | 114.16 | 98.8 | .00 |
| HEALTH INSURANCE | 5-010-2428-0202 | 16,901.44 | 16,901.44 | .00 | 16,744.02 | .00 | 157.42 | 99.1 | .00 |
| RETIREMENT | 5-010-2428-0203 | 13,631.01 | 13,631.01 | .00 | 13,624.12 | .00 | 6.89 | 100.0 | .00 |
| OFFICE SUPPLIES | 5-010-2428-0310 | 1,500.00 | 1,500.00 | .00 | 729.42 | .00 | 770.58 | 48.6 | .00 |
| TELEPHONE | 5-010-2428-0420 | 2,200.00 | 2,200.00 | .00 | .00 | .00 | .00 | .0 | -2200.00 |

| Description | Account Number | Reg Budget | Cur Budget | M-T-D | Y-T-D | Encumbrance | Balance | % | Budget Change |
|---------------------------------|-----------------|------------|------------|-------|------------|-------------|-----------|-------|---------------|
| TOTAL 52ND DIST COURT | | 193,826.02 | 191,626.02 | .00 | 185,785.73 | .00 | 5,840.29 | 97.0 | -2200.00 |
| CHILD PROTECTIVE SERVICES COURT | | | | | | | | | |
| CT APPTD-CUSTODY PARENT | 5-010-2429-0403 | 225,000.00 | 325,000.00 | .00 | 324,995.57 | .00 | 4.43 | 100.0 | 100000.00 |
| VISTG JDS & REPRS-CPS/A | 5-010-2429-0409 | 5,000.00 | 15,890.00 | .00 | 15,824.48 | .00 | 65.52 | 90.6 | 10890.00 |
| MISCELLANEOUS | 5-010-2429-0495 | 2,000.00 | 2,000.00 | .00 | 1,810.00 | .00 | 190.00 | 90.5 | .00 |
| TOTAL CPS AND AG COURT | | 232,000.00 | 342,890.00 | .00 | 342,630.05 | .00 | 259.95 | 99.9 | 110890.00 |
| 440TH DISTRICT COURT | | | | | | | | | |
| SALARIES | 5-010-2431-0101 | 7,000.00 | 7,000.00 | .00 | 7,000.00 | .00 | .00 | 100.0 | .00 |
| SALARY-OTHER | 5-010-2431-0109 | 110,390.40 | 110,390.40 | .00 | 110,390.40 | .00 | .00 | 100.0 | .00 |
| SOCIAL SECURITY | 5-010-2431-0201 | 8,980.36 | 8,980.36 | .00 | 8,238.11 | .00 | 742.25 | 91.7 | .00 |
| HEALTH INSURANCE | 5-010-2431-0202 | 35,746.28 | 35,746.28 | .00 | 30,948.43 | .00 | 4,797.85 | 86.6 | .00 |
| RETIREMENT | 5-010-2431-0203 | 12,419.90 | 12,419.90 | .00 | 12,412.78 | .00 | 7.12 | 99.9 | .00 |
| OFFICE SUPPLIES | 5-010-2431-0310 | 2,000.00 | 2,000.00 | .00 | 159.72 | .00 | 1,840.28 | 8.0 | -2000.00 |
| TELEPHONE | 5-010-2431-0420 | 2,000.00 | 2,000.00 | .00 | .00 | .00 | .00 | .0 | .00 |
| TRAVEL-OUT OF COUNTY | 5-010-2431-0425 | 2,000.00 | 2,000.00 | .00 | 395.00 | .00 | 1,605.00 | 19.8 | .00 |
| SOFTWARE MAINTENANCE | 5-010-2431-0453 | 2,100.00 | 2,100.00 | .00 | 2,099.50 | .00 | .50 | 100.0 | .00 |
| JURORS | 5-010-2431-0485 | 10,000.00 | 10,000.00 | .00 | 3,734.00 | .00 | 6,266.00 | 37.3 | .00 |
| MISCELLANEOUS | 5-010-2431-0495 | 2,000.00 | 2,000.00 | .00 | 2,637.00 | .00 | 1,363.00 | 31.9 | .00 |
| OFFICE EQUIPMENT | 5-010-2431-0572 | 2,000.00 | 2,000.00 | .00 | .00 | .00 | 2,000.00 | .0 | .00 |
| TOTAL - 440TH DISTRICT CO | | 196,636.94 | 194,636.94 | .00 | 176,014.94 | .00 | 18,622.00 | 90.4 | -2000.00 |
| PRETRIAL SERVICES | | | | | | | | | |
| SALARY-OTHER | 5-010-2432-0109 | 131,812.87 | 131,812.87 | .00 | 130,546.46 | .00 | 1,266.41 | 99.0 | .00 |
| SOCIAL SECURITY | 5-010-2432-0201 | 10,083.68 | 10,083.68 | .00 | 9,535.33 | .00 | 548.35 | 94.6 | .00 |
| HEALTH INSURANCE | 5-010-2432-0202 | 37,794.04 | 37,794.04 | .00 | 37,481.94 | .00 | 312.10 | 99.2 | .00 |
| RETIREMENT | 5-010-2432-0203 | 13,945.80 | 13,945.80 | .00 | 13,813.19 | .00 | 132.61 | 99.1 | .00 |
| CONTRACT SERVICES | 5-010-2432-0209 | 30,000.00 | 30,000.00 | .00 | 869.25 | .00 | 29,130.75 | 2.9 | .00 |
| OFFICE SUPPLIES | 5-010-2432-0310 | 1,000.00 | 1,000.00 | .00 | 531.96 | .00 | 468.04 | 53.2 | .00 |
| TELEPHONE | 5-010-2432-0420 | 2,200.00 | 2,200.00 | .00 | .00 | .00 | 3,000.00 | .0 | -2200.00 |
| TRAVEL-OUT OF COUNTY | 5-010-2432-0425 | 3,000.00 | 3,000.00 | .00 | .00 | .00 | 2,681.38 | 73.2 | .00 |
| SOFTWARE MAINTENANCE | 5-010-2432-0453 | 10,000.00 | 10,000.00 | .00 | 7,318.62 | .00 | 2,681.38 | 73.2 | .00 |
| MISCELLANEOUS | 5-010-2432-0495 | 2,000.00 | 2,000.00 | .00 | .00 | .00 | 2,000.00 | .0 | .00 |
| OFFICE EQUIPMENT | 5-010-2432-0572 | 2,000.00 | 2,000.00 | .00 | .00 | .00 | 2,000.00 | .0 | .00 |
| TOTAL PRETRIAL SERVICES | | 243,836.39 | 241,636.39 | .00 | 200,096.75 | .00 | 41,539.64 | 82.8 | -2200.00 |
| INDIGENT DEFENSE | | | | | | | | | |
| SALARY-OTHER | 5-010-2433-0109 | 48,000.00 | 48,000.00 | .00 | 48,000.00 | .00 | .00 | 100.0 | .00 |
| SOCIAL SECURITY | 5-010-2433-0201 | 3,672.00 | 3,672.00 | .00 | 3,607.20 | .00 | 64.80 | 98.2 | .00 |
| HEALTH INSURANCE | 5-010-2433-0202 | 9,150.72 | 9,150.72 | .00 | 8,372.01 | .00 | 778.71 | 91.5 | .00 |
| RETIREMENT | 5-010-2433-0203 | 5,078.40 | 5,078.40 | .00 | 5,078.40 | .00 | .00 | 100.0 | .00 |
| OFFICE SUPPLIES | 5-010-2433-0310 | 1,000.00 | 1,000.00 | .00 | .00 | .00 | 1,000.00 | .0 | .00 |
| SOFTWARE MAINTENANCE | 5-010-2433-0453 | 10,000.00 | 10,000.00 | .00 | 4,939.00 | .00 | 5,061.00 | 49.4 | .00 |
| MISCELLANEOUS | 5-010-2433-0495 | 1,000.00 | 1,000.00 | .00 | .00 | .00 | 1,000.00 | .0 | .00 |
| OFFICE EQUIPMENT | 5-010-2433-0572 | 2,000.00 | 2,000.00 | .00 | .00 | .00 | 2,000.00 | .0 | .00 |
| 52 COURT APPTD ATTNYS | 5-010-2433-1401 | 195,000.00 | 195,000.00 | .00 | 143,287.80 | .00 | 51,712.20 | 98.8 | -50000.00 |
| 440 COURT APPTD ATTNYS | 5-010-2433-1402 | 200,000.00 | 200,000.00 | .00 | 167,187.59 | .00 | 32,812.41 | 81.1 | .00 |
| CCAL COURT APPTD ATTNYS | 5-010-2433-1403 | 85,000.00 | 85,000.00 | .00 | 78,160.05 | .00 | 6,839.95 | 92.0 | .00 |
| 52 EXPERT WINS & INVESTG | 5-010-2433-1404 | 15,000.00 | 15,000.00 | .00 | 13,719.15 | .00 | 1,280.85 | 91.5 | .00 |
| 440 EXPERT WINS & INVESTG | 5-010-2433-1405 | 17,000.00 | 19,100.00 | .00 | 19,057.70 | .00 | 42.30 | 99.8 | 2100.00 |

| Description | Account Number | Beg Budget | Cur Budget | M-T-D | Y-T-D | Encumbrance | Balance | % | Budget Change |
|---------------------------|-----------------|------------|------------|-------|------------|-------------|------------|-------|---------------|
| VISITING JDGS & REPTRS | 5-010-2433-1406 | 5,000.00 | 5,000.00 | .00 | 2,957.34 | .00 | 2,042.66 | 59.2 | .00 |
| CONTINGENCIES | 5-010-2433-1407 | 40,000.00 | 40,000.00 | .00 | 36,066.00 | .00 | 3,934.00 | 90.2 | .00 |
| 52 INDIGENT RCDS & APPLS | 5-010-2433-1408 | 25,000.00 | 25,000.00 | .00 | 13,938.65 | .00 | 8,961.35 | 60.9 | -2100.00 |
| 440 INDIGENT RCDS & APPLS | 5-010-2433-1409 | 35,000.00 | 35,000.00 | .00 | 7,423.14 | .00 | 27,576.86 | 21.2 | .00 |
| INTERPRETERS | 5-010-2433-1410 | 3,500.00 | 3,500.00 | .00 | 2,125.82 | .00 | 1,374.18 | 60.7 | .00 |
| TOTAL - INDIGENT DEFENSE | | 700,401.12 | 650,401.12 | .00 | 548,919.85 | .00 | 101,481.27 | 84.4 | -50000.00 |
| COURT BAILIFFS | | | | | | | | | |
| SALARY-OTHER | 5-010-2434-0109 | 228,863.02 | 228,863.02 | .00 | 228,863.02 | .00 | .00 | 100.0 | .00 |
| SOCIAL SECURITY | 5-010-2434-0201 | 17,253.70 | 17,253.70 | .00 | 16,738.04 | .00 | 515.66 | 97.0 | .00 |
| HEALTH INSURANCE | 5-010-2434-0202 | 54,094.46 | 54,094.46 | .00 | 54,092.73 | .00 | 1.73 | 100.0 | .00 |
| RETIREMENT | 5-010-2434-0203 | 24,212.93 | 24,212.93 | .00 | 24,212.93 | .00 | .00 | 100.0 | .00 |
| LAW ENFORCEMENT SUPPLIES | 5-010-2434-0312 | 2,000.00 | 2,000.00 | .00 | 1,094.01 | .00 | 2,000.00 | .0 | .00 |
| UNIFORMS | 5-010-2434-0337 | 1,400.00 | 1,400.00 | .00 | 2,081.37 | .00 | 305.99 | 78.1 | .00 |
| FUEL & OIL | 5-010-2434-0341 | 2,200.00 | 2,200.00 | .00 | 2,279.33 | .00 | 118.63 | 94.6 | .00 |
| REPAIR AND MAINT. | 5-010-2434-0452 | 2,000.00 | 2,000.00 | .00 | 2,793.33 | .00 | 1,720.67 | 14.0 | .00 |
| TRAINING & PHYSICALS | 5-010-2434-0486 | 4,000.00 | 4,000.00 | .00 | 3,927.00 | .00 | 73.00 | 98.2 | .00 |
| MISCELLANEOUS | 5-010-2434-0495 | 1,500.00 | 1,500.00 | .00 | .00 | .00 | 1,500.00 | .0 | .00 |
| SECURITY EQUIPMENT | 5-010-2434-0574 | 2,000.00 | 2,000.00 | .00 | .00 | .00 | 2,000.00 | .0 | .00 |
| TOTAL - COURT BAILIFFS | | 339,524.11 | 339,524.11 | .00 | 331,288.43 | .00 | 8,235.68 | 97.6 | .00 |
| DISTRICT CLERK | | | | | | | | | |
| SALARY - DIST. CLERK | 5-010-2450-0101 | 57,123.19 | 57,123.19 | .00 | 57,123.12 | .00 | .07 | 100.0 | .00 |
| SALARIES - OTHER | 5-010-2450-0109 | 325,544.62 | 325,544.62 | .00 | 261,201.39 | .00 | 64,343.23 | 80.2 | .00 |
| SOCIAL SECURITY | 5-010-2450-0201 | 29,274.09 | 29,274.09 | .00 | 23,615.77 | .00 | 5,658.32 | 80.7 | .00 |
| HEALTH INSURANCE | 5-010-2450-0202 | 123,742.56 | 123,742.56 | .00 | 90,558.24 | .00 | 33,184.32 | 73.2 | .00 |
| RETIREMENT | 5-010-2450-0203 | 38,809.33 | 38,809.33 | .00 | 32,715.66 | .00 | 6,093.67 | 84.3 | .00 |
| CONTRACT SERVICES | 5-010-2450-0209 | 40,000.00 | 40,000.00 | .00 | 7,829.80 | .00 | 32,170.20 | 19.6 | .00 |
| OFFICE SUPPLIES | 5-010-2450-0310 | 16,000.00 | 16,000.00 | .00 | 8,170.29 | .00 | 7,829.71 | 51.1 | -7400.00 |
| TELEPHONE | 5-010-2450-0420 | 7,400.00 | 7,400.00 | .00 | 325.00 | .00 | 1,675.00 | 16.3 | .00 |
| TRAVEL | 5-010-2450-0425 | 2,000.00 | 2,000.00 | .00 | 58,831.89 | .00 | 17,168.11 | 77.4 | .00 |
| SOFTWARE MAINTENANCE | 5-010-2450-0453 | 76,000.00 | 76,000.00 | .00 | 248.00 | .00 | 1,637.00 | 100.0 | .00 |
| BONDS | 5-010-2450-0480 | 2,48.00 | 2,48.00 | .00 | 363.00 | .00 | .00 | 18.2 | .00 |
| MISCELLANEOUS | 5-010-2450-0495 | 2,000.00 | 2,000.00 | .00 | 3,000.00 | .00 | .00 | 100.0 | .00 |
| OFFICE EQUIPMENT | 5-010-2450-0572 | 3,000.00 | 3,000.00 | .00 | .00 | .00 | .00 | .0 | .00 |
| TOTAL DISTRICT CLERK | | 721,141.79 | 713,741.79 | .00 | 543,982.16 | .00 | 169,759.63 | 76.2 | -7400.00 |
| JP PRECINCT #1 | | | | | | | | | |
| SALARY - JP | 5-010-2461-0101 | 52,847.38 | 52,847.38 | .00 | 52,847.28 | .00 | .10 | 100.0 | .00 |
| SALARIES - OTHER | 5-010-2461-0109 | 26,601.28 | 26,601.28 | .00 | 22,189.01 | .00 | 4,412.27 | 83.4 | .00 |
| AUTO ALLOWANCE | 5-010-2461-0150 | 4,000.00 | 4,000.00 | .00 | 3,999.84 | .00 | .16 | 100.0 | .00 |
| CELL ALLOWANCE | 5-010-2461-0151 | 600.00 | 600.00 | .00 | 600.00 | .00 | .00 | 100.0 | .00 |
| SOCIAL SECURITY | 5-010-2461-0201 | 6,429.72 | 6,429.72 | .00 | 5,916.26 | .00 | 513.46 | 92.0 | .00 |
| HEALTH INSURANCE | 5-010-2461-0202 | 20,988.90 | 20,988.90 | .00 | 15,382.36 | .00 | 5,606.54 | 73.3 | .00 |
| RETIREMENT | 5-010-2461-0203 | 8,892.35 | 8,892.35 | .00 | 8,072.31 | .00 | 820.04 | 90.8 | .00 |
| OFFICE SUPPLIES | 5-010-2461-0310 | 2,000.00 | 2,000.00 | .00 | 1,957.67 | .00 | 42.33 | 97.9 | -2000.00 |
| TELEPHONE | 5-010-2461-0420 | 2,000.00 | 2,000.00 | .00 | 50.00 | .00 | 950.00 | 5.0 | .00 |
| TRAVEL | 5-010-2461-0425 | 1,600.00 | 1,600.00 | .00 | 595.37 | .00 | 4.63 | 99.2 | .00 |
| SOFTWARE MAINTENANCE | 5-010-2461-0453 | 60.00 | 60.00 | .00 | 57.41 | .00 | 2.59 | 95.7 | .00 |
| BONDS | 5-010-2461-0480 | 180.00 | 180.00 | .00 | 500.00 | .00 | 180.00 | 100.0 | .00 |
| JURORS | 5-010-2461-0485 | 500.00 | 500.00 | .00 | .00 | .00 | .00 | .0 | .00 |
| MISCELLANEOUS | 5-010-2461-0495 | 1,300.00 | 1,300.00 | .00 | .00 | .00 | 1,300.00 | .0 | .00 |
| OFFICE EQUIPMENT | 5-010-2461-0572 | 127,999.63 | 125,999.63 | .00 | 112,167.51 | .00 | 13,832.12 | 89.0 | -2000.00 |
| TOTAL JP PRECINCT #1 | | 127,999.63 | 125,999.63 | .00 | 112,167.51 | .00 | 13,832.12 | 89.0 | -2000.00 |

| Description | Account Number | Beg Budget | Cur Budget | M-T-D | Y-T-D | Encumbrance | Balance % | Budget Change |
|--------------------------|-----------------|--------------|--------------|-------|--------------|-------------|-----------|---------------|
| SALARY - CO. ATTY | 5-010-3475-0101 | 176,400.00 | 176,400.00 | .00 | 176,400.00 | .00 | 100.0 | .00 |
| SALARY - OTHER | 5-010-3475-0109 | 288,000.08 | 288,000.08 | .00 | 267,238.92 | .00 | 92.8 | .00 |
| CELL ALLOWANCE | 5-010-3475-0151 | 600.00 | 600.00 | .00 | 31,323.00 | .00 | 54.2 | .00 |
| SOCIAL SECURITY | 5-010-3475-0201 | 33,724.91 | 33,724.91 | .00 | 31,636.02 | .00 | 93.8 | .00 |
| HEALTH INSURANCE | 5-010-3475-0202 | 93,013.20 | 93,013.20 | .00 | 73,503.31 | .00 | 79.0 | .00 |
| RETIREMENT | 5-010-3475-0203 | 49,197.01 | 49,197.01 | .00 | 47,093.22 | .00 | 95.7 | .00 |
| OFFICE SUPPLIES | 5-010-3475-0310 | 3,500.00 | 3,500.00 | .00 | 2,131.96 | .00 | 60.9 | .00 |
| FUEL & OIL | 5-010-3475-0341 | 4,000.00 | 4,000.00 | .00 | 2,177.80 | .00 | 57.0 | .00 |
| TELEPHONE | 5-010-3475-0420 | 4,800.00 | 4,800.00 | .00 | 1,425.00 | .00 | 31.7 | .00 |
| TRAVEL | 5-010-3475-0425 | 4,500.00 | 4,500.00 | .00 | 2,371.37 | .00 | 57.2 | .00 |
| REPAIR AND MAINT. | 5-010-3475-0452 | 2,500.00 | 2,500.00 | .00 | 128.63 | .00 | 5.2 | .00 |
| SOFTWARE MAINTENANCE | 5-010-3475-0453 | 3,500.00 | 3,500.00 | .00 | 3,436.94 | .00 | 98.2 | .00 |
| BONDS | 5-010-3475-0480 | 1,100.00 | 1,100.00 | .00 | 100.00 | .00 | 100.0 | .00 |
| MISCELLANEOUS | 5-010-3475-0495 | 1,500.00 | 1,700.00 | .00 | 1,672.55 | .00 | 27.45 | 200.00 |
| OFFICE EQUIPMENT | 5-010-3475-0572 | 3,500.00 | 3,500.00 | .00 | 2,199.32 | .00 | 98.4 | -200.00 |
| TOTAL COUNTY ATTORNEY | | 668,835.20 | 664,035.20 | .00 | 609,568.67 | .00 | 91.8 | -4800.00 |
| DISTRICT ATTORNEY | | | | | | | | |
| SALARIES - OTHER | 5-010-3476-0109 | 583,155.01 | 577,855.68 | .00 | 573,677.42 | .00 | 99.3 | -5299.33 |
| SOCIAL SECURITY | 5-010-3476-0201 | 44,611.36 | 44,611.36 | .00 | 42,517.65 | .00 | 95.3 | .00 |
| HEALTH INSURANCE | 5-010-3476-0202 | 105,469.44 | 110,768.77 | .00 | 110,768.77 | .00 | 100.0 | 5299.33 |
| RETIREMENT | 5-010-3476-0203 | 61,697.80 | 61,697.80 | .00 | 61,293.74 | .00 | 99.4 | .00 |
| CONTRACT SERVICES | 5-010-3476-0209 | 40,000.00 | 40,000.00 | .00 | 39,962.50 | .00 | 99.9 | .00 |
| OFFICE SUPPLIES | 5-010-3476-0310 | 12,000.00 | 12,000.00 | .00 | 10,696.21 | .00 | 89.1 | .00 |
| FUEL & OIL | 5-010-3476-0341 | 5,000.00 | 5,000.00 | .00 | 3,004.19 | .00 | 60.1 | .00 |
| CASE PREPARATION | 5-010-3476-0416 | 70,000.00 | 70,000.00 | .00 | 33,033.11 | .00 | 47.2 | .00 |
| TELEPHONE | 5-010-3476-0420 | 4,000.00 | 4,000.00 | .00 | 1,113.00 | .00 | 13.9 | .00 |
| TRAVEL | 5-010-3476-0425 | 8,000.00 | 8,000.00 | .00 | 1,699.49 | .00 | 85.0 | .00 |
| REPAIR AND MAINT. | 5-010-3476-0452 | 2,000.00 | 2,000.00 | .00 | 33,920.48 | .00 | 67.8 | .00 |
| SOFTWARE MAINTENANCE | 5-010-3476-0453 | 50,000.00 | 50,000.00 | .00 | 17,000.00 | .00 | 34.0 | .00 |
| BONDS | 5-010-3476-0480 | 229.00 | 229.00 | .00 | 178.00 | .00 | 77.7 | .00 |
| DUES & SUBSCRIPTIONS | 5-010-3476-0481 | 4,000.00 | 4,000.00 | .00 | 1,750.90 | .00 | 43.8 | .00 |
| MISCELLANEOUS | 5-010-3476-0495 | 2,000.00 | 2,000.00 | .00 | 374.84 | .00 | 18.7 | .00 |
| OFFICE EQUIPMENT | 5-010-3476-0572 | 3,000.00 | 3,000.00 | .00 | 2,101.96 | .00 | 70.1 | .00 |
| TOTAL DISTRICT ATTORNEY | | 995,162.61 | 991,162.61 | .00 | 916,092.26 | .00 | 92.4 | -4000.00 |
| TOTAL LEGAL | | 1,663,997.81 | 1,655,197.81 | .00 | 1,525,660.93 | .00 | 92.2 | -8800.00 |
| FINANCIAL ADMINISTRATION | | | | | | | | |
| COUNTY AUDITOR | | | | | | | | |
| SALARY - OTHERS | 5-010-4495-0109 | 239,962.52 | 189,962.52 | .00 | 165,962.40 | .00 | 87.4 | -50000.00 |
| SOCIAL SECURITY | 5-010-4495-0201 | 18,357.13 | 18,357.13 | .00 | 11,817.38 | .00 | 64.4 | .00 |
| HEALTH INSURANCE | 5-010-4495-0202 | 68,779.56 | 68,779.56 | .00 | 45,875.21 | .00 | 66.7 | .00 |
| RETIREMENT | 5-010-4495-0203 | 25,314.03 | 25,314.03 | .00 | 17,558.94 | .00 | 69.4 | .00 |
| OFFICE SUPPLIES | 5-010-4495-0310 | 3,500.00 | 3,500.00 | .00 | 1,132.51 | .00 | 32.4 | .00 |
| TELEPHONE | 5-010-4495-0420 | 3,200.00 | 3,200.00 | .00 | 940.00 | .00 | 37.6 | .00 |
| TRAVEL | 5-010-4495-0425 | 2,500.00 | 2,500.00 | .00 | 99.99 | .00 | 5.0 | .00 |
| SOFTWARE MAINTENANCE | 5-010-4495-0453 | 2,000.00 | 2,000.00 | .00 | 150.00 | .00 | 75.0 | .00 |
| BONDS | 5-010-4495-0480 | 1,200.00 | 1,200.00 | .00 | 295.00 | .00 | 19.7 | .00 |
| MISCELLANEOUS | 5-010-4495-0495 | 1,500.00 | 1,500.00 | .00 | 1,205.00 | .00 | 80.3 | .00 |
| OFFICE EQUIPMENT | 5-010-4495-0572 | 4,000.00 | 4,000.00 | .00 | 4,000.00 | .00 | 100.0 | .00 |
| TOTAL COUNTY AUDITOR | | 369,313.24 | 316,113.24 | .00 | 243,831.43 | .00 | 77.1 | -53200.00 |
| COUNTY TREASURER | | | | | | | | |
| SALARY-CO. TREASURER | 5-010-4497-0101 | 57,123.20 | 57,123.20 | .00 | 57,123.12 | .00 | 100.0 | .00 |
| SALARY-OTHER | 5-010-4497-0109 | 42,635.59 | 42,635.59 | .00 | 42,635.52 | .00 | 100.0 | .00 |

| Description | Account Number | Beg Budget | Cur Budget | M-T-D | Y-T-D | Encumbrance | Balance | % | Budget Change |
|---------------------------|-----------------|--------------|--------------|-------|--------------|-------------|------------|-------|---------------|
| SOCIAL SECURITY | 5-010-4497-0201 | 7,574.29 | 7,574.29 | .00 | 7,510.48 | .00 | 63.81 | 99.2 | .00 |
| HEALTH INSURANCE | 5-010-4497-0202 | 17,201.44 | 17,201.44 | .00 | 16,744.02 | .00 | 457.42 | 97.3 | .00 |
| RETIREMENT | 5-010-4497-0203 | 10,554.60 | 10,554.60 | .00 | 10,554.60 | .00 | 10.00 | 100.0 | .00 |
| OFFICE SUPPLIES | 5-010-4497-0310 | 2,600.00 | 2,600.00 | .00 | 2,585.66 | .00 | 14.34 | 99.5 | -1500.00 |
| TELEPHONE | 5-010-4497-0420 | 1,500.00 | 1,500.00 | .00 | .00 | .00 | 708.04 | 52.8 | .00 |
| TRAVEL | 5-010-4497-0425 | 1,000.00 | 1,000.00 | .00 | 791.96 | .00 | 605.00 | 39.5 | .00 |
| SOFTWARE MAINTENANCE | 5-010-4497-0433 | 1,000.00 | 1,000.00 | .00 | 395.00 | .00 | 262.00 | 43.7 | .00 |
| BONDS | 5-010-4497-0480 | 465.00 | 465.00 | .00 | 203.00 | .00 | 678.72 | 32.1 | .00 |
| MISCELLANEOUS | 5-010-4497-0495 | 1,000.00 | 1,000.00 | .00 | 321.28 | .00 | 691.14 | 53.9 | .00 |
| OFFICE EQUIPMENT | 5-010-4497-0572 | 1,500.00 | 1,500.00 | .00 | 808.86 | .00 | 3,480.62 | 97.6 | -1500.00 |
| TOTAL COUNTY TREASURER | | 144,654.12 | 143,154.12 | .00 | 139,673.50 | .00 | | | |
| CO TAX ASSESSOR - COLL. | | | | | | | | | |
| SALARY - TAC | 5-010-4499-0101 | 57,123.20 | 57,123.20 | .00 | 57,123.12 | .00 | 8,069.27 | 100.0 | .00 |
| SALARY - OTHERS | 5-010-4499-0109 | 334,573.08 | 334,573.08 | .00 | 326,503.81 | .00 | .00 | 97.6 | .00 |
| ELECTIONS ADMINISTRATOR | 5-010-4499-0149 | 8,400.00 | 8,400.00 | .00 | 8,400.00 | .00 | .00 | 100.0 | .00 |
| AUTO ALLOWANCE | 5-010-4499-0150 | 2,400.00 | 2,400.00 | .00 | 2,400.00 | .00 | .00 | 100.0 | .00 |
| SOCIAL SECURITY | 5-010-4499-0201 | 30,790.96 | 30,790.96 | .00 | 27,489.56 | .00 | 3,301.40 | 89.3 | .00 |
| HEALTH INSURANCE | 5-010-4499-0202 | 165,469.12 | 165,469.12 | .00 | 161,054.72 | .00 | 4,414.40 | 97.3 | -20000.00 |
| RETIREMENT | 5-010-4499-0203 | 42,584.10 | 42,584.10 | .00 | 41,729.40 | .00 | 854.70 | 98.0 | .00 |
| CONTRACT SERVICES | 5-010-4499-0209 | 5,000.00 | 5,000.00 | .00 | 4,957.46 | .00 | 42.54 | 99.2 | .00 |
| OFFICE SUPPLIES | 5-010-4499-0310 | 11,000.00 | 11,000.00 | .00 | 10,869.59 | .00 | 130.41 | 98.8 | .00 |
| CHAPTER 19 EXP | 5-010-4499-0403 | 1,000.00 | 1,000.00 | .00 | 2,094.08 | .00 | 1,094.08 | 209.4 | -14000.00 |
| TELEPHONE | 5-010-4499-0420 | 14,000.00 | 14,000.00 | .00 | .00 | .00 | .00 | 0 | .00 |
| TRAVEL | 5-010-4499-0425 | 2,500.00 | 2,500.00 | .00 | 2,500.00 | .00 | .00 | 100.0 | .00 |
| SOFTWARE MAINTENANCE | 5-010-4499-0433 | 32,000.00 | 43,223.00 | .00 | 40,439.96 | .00 | 2,783.04 | 93.6 | 11223.00 |
| RENT | 5-010-4499-0460 | 30,000.00 | 30,000.00 | .00 | 27,821.28 | .00 | 2,178.72 | 92.7 | .00 |
| BONDS | 5-010-4499-0480 | 17,000.00 | 17,000.00 | .00 | 16,412.00 | .00 | 588.00 | 96.5 | .00 |
| ELECTION EXPENSE | 5-010-4499-0484 | 61,000.00 | 81,000.00 | .00 | 80,478.99 | .00 | 521.01 | 99.4 | 20000.00 |
| MISCELLANEOUS | 5-010-4499-0495 | 2,500.00 | 2,500.00 | .00 | 2,500.00 | .00 | .00 | 100.0 | .00 |
| OFFICE EQUIPMENT | 5-010-4499-0572 | 4,000.00 | 4,000.00 | .00 | 4,000.00 | .00 | .00 | 100.0 | .00 |
| TOTAL COUNTY TAX ASSESSOR | | 841,340.46 | 838,563.46 | .00 | 816,773.97 | .00 | 21,789.49 | 97.4 | -2777.00 |
| TOTAL FIN. ADMIN. | | | | | | | | | |
| | | 1,355,307.82 | 1,297,830.82 | .00 | 1,200,278.90 | .00 | 97,551.92 | 92.5 | -57477.00 |
| PUBLIC FACILITIES | | | | | | | | | |
| COURTHOUSE AND ANNEXES | | | | | | | | | |
| SALARY - OTHER | 5-010-5510-0109 | 129,242.27 | 129,242.27 | .00 | 86,331.88 | .00 | 42,910.39 | 66.8 | .00 |
| SOCIAL SECURITY | 5-010-5510-0201 | 9,887.03 | 9,887.03 | .00 | 6,378.41 | .00 | 3,508.62 | 64.5 | .00 |
| HEALTH INSURANCE | 5-010-5510-0202 | 56,399.84 | 56,399.84 | .00 | 25,650.32 | .00 | 30,749.52 | 45.5 | .00 |
| RETIREMENT | 5-010-5510-0203 | 12,996.71 | 12,996.71 | .00 | 9,045.68 | .00 | 3,951.03 | 69.6 | .00 |
| CONTRACT SERVICES | 5-010-5510-0209 | 58,000.00 | 58,000.00 | .00 | 45,786.76 | .00 | 12,213.24 | 78.9 | .00 |
| JANITORIAL SUPPLIES | 5-010-5510-0332 | 12,000.00 | 12,000.00 | .00 | 9,022.79 | .00 | 2,977.21 | 75.2 | .00 |
| FUEL & OIL | 5-010-5510-0341 | 1,600.00 | 1,600.00 | .00 | 1,495.64 | .00 | 104.36 | 93.5 | .00 |
| TELEPHONE | 5-010-5510-0420 | 1,500.00 | 1,500.00 | .00 | .00 | .00 | .00 | 0 | -1500.00 |
| UTILITIES | 5-010-5510-0440 | 148,000.00 | 174,000.00 | .00 | 146,534.97 | .00 | 27,465.03 | 84.2 | 26000.00 |
| REPAIR AND MAINT. | 5-010-5510-0452 | 200,000.00 | 174,000.00 | .00 | 133,893.52 | .00 | 40,106.48 | 77.0 | -26000.00 |
| MISCELLANEOUS | 5-010-5510-0495 | 1,000.00 | 1,000.00 | .00 | 827.89 | .00 | 172.11 | 82.8 | .00 |
| OTHER EQUIPMENT | 5-010-5510-0573 | 14,500.00 | 14,500.00 | .00 | .00 | .00 | 14,500.00 | .0 | .00 |
| TOTAL CTHSE AND ANNEXES | | 645,125.85 | 643,625.85 | .00 | 464,967.86 | .00 | 178,657.99 | 72.2 | -1500.00 |
| JAIL | | | | | | | | | |
| SALARY - OTHERS | 5-010-5512-0109 | 1,055,675.62 | 955,675.62 | .00 | 933,741.03 | .00 | 21,934.59 | 97.7 | -100000.00 |
| SOCIAL SECURITY | 5-010-5512-0201 | 74,807.61 | 74,807.61 | .00 | 69,538.82 | .00 | 5,448.79 | 92.7 | .00 |
| HEALTH INSURANCE | 5-010-5512-0202 | 303,954.12 | 303,954.12 | .00 | 241,932.82 | .00 | 62,021.30 | 79.6 | .00 |
| RETIREMENT | 5-010-5512-0203 | 111,690.48 | 111,690.48 | .00 | 98,725.52 | .00 | 12,964.96 | 88.4 | .00 |

Statement of Expenses -- (Fund: 010)
 CORYELL COUNTY
 Consolidated Financials
 Monthly Financial Statement of Expenses
 For the Month Ending: SEPTEMBER 30, 2021

| Description | Account Number | Reg Budget | Cur Budget | M-T-D | Y-T-D | Encumbrance | Balance | % | Budget Change |
|--------------------------|-----------------|--------------|--------------|-------|--------------|-------------|------------|-------|---------------|
| MISCELLANEOUS | 5-010-6553-0495 | 800.00 | 800.00 | .00 | 253.40 | .00 | 546.60 | 31.7 | .00 |
| TOTAL CONSTABLE PCT #3 | | 61,235.77 | 61,235.77 | .00 | 50,526.63 | .00 | 10,709.14 | 82.5 | .00 |
| CONSTABLE - PRECINCT #4 | | | | | | | | | |
| SALARY - CONSTABLE | 5-010-6554-0101 | 35,679.42 | 35,679.42 | .00 | 35,679.36 | .00 | .06 | 100.0 | .00 |
| CELL ALLOWANCE | 5-010-6554-0151 | 600.00 | 600.00 | .00 | 600.00 | .00 | .00 | 100.0 | .00 |
| SOCIAL SECURITY | 5-010-6554-0201 | 2,775.37 | 2,775.37 | .00 | 2,775.36 | .00 | .01 | 100.0 | .00 |
| RETIREMENT | 5-010-6554-0203 | 3,838.38 | 3,838.38 | .00 | 3,838.38 | .00 | .00 | 100.0 | .00 |
| LAW ENFORCEMENT SUPPLIES | 5-010-6554-0312 | 800.00 | 800.00 | .00 | 800.00 | .00 | .00 | 100.0 | .00 |
| FUEL & OIL | 5-010-6554-0341 | 1,200.00 | 1,200.00 | .00 | 928.74 | .00 | 271.26 | 77.4 | .00 |
| REPAIR AND MAINT. | 5-010-6554-0452 | 1,800.00 | 1,800.00 | .00 | 50.86 | .00 | 1,749.14 | 2.8 | .00 |
| BONDS | 5-010-6554-0480 | 178.00 | 178.00 | .00 | 178.00 | .00 | .00 | 100.0 | .00 |
| MISCELLANEOUS | 5-010-6554-0495 | 822.00 | 822.00 | .00 | 60.00 | .00 | 762.00 | 7.3 | .00 |
| TOTAL CONSTABLE PCT #4 | | 47,693.17 | 47,693.17 | .00 | 44,110.70 | .00 | 3,582.47 | 92.5 | .00 |
| COUNTY SHERIFF | | | | | | | | | |
| SALARY - CO. SHERIFF | 5-010-6560-0101 | 76,377.65 | 76,377.65 | .00 | 76,377.60 | .00 | .05 | 100.0 | .00 |
| SALARY - OTHERS | 5-010-6560-0109 | 1,784,357.11 | 1,784,357.11 | .00 | 1,696,913.04 | .00 | 87,444.07 | 95.1 | .00 |
| SOCIAL SECURITY | 5-010-6560-0201 | 142,346.21 | 142,346.21 | .00 | 131,356.92 | .00 | 10,989.29 | 92.3 | .00 |
| HEALTH INSURANCE | 5-010-6560-0202 | 488,004.49 | 388,004.49 | .00 | 378,314.01 | .00 | 9,690.48 | 97.5 | -100000.00 |
| RETIREMENT | 5-010-6560-0303 | 196,102.19 | 196,102.19 | .00 | 188,362.76 | .00 | 7,739.43 | 96.1 | .00 |
| OFFICE SUPPLIES | 5-010-6560-0310 | 20,000.00 | 20,000.00 | .00 | 19,257.65 | .00 | 742.35 | 96.3 | .00 |
| LAW ENFORCEMENT SUPPLIES | 5-010-6560-0312 | 70,000.00 | 70,000.00 | .00 | 34,169.86 | .00 | 35,830.14 | 48.8 | .00 |
| CANINE SUPPLIES | 5-010-6560-0313 | 7,000.00 | 7,000.00 | .00 | 6,807.02 | .00 | 192.98 | 97.2 | .00 |
| ANIMAL CONTROL | 5-010-6560-0314 | 1,000.00 | 1,000.00 | .00 | 204.44 | .00 | 795.56 | 20.4 | .00 |
| CANINE DONATIONS | 5-010-6560-0315 | .00 | .00 | .00 | 4,200.00 | .00 | 4,200.00 | 0.0 | .00 |
| UNIFORMS | 5-010-6560-0337 | 16,000.00 | 16,000.00 | .00 | 9,804.96 | .00 | 6,195.04 | 61.3 | .00 |
| FUEL & OIL | 5-010-6560-0341 | 120,000.00 | 120,000.00 | .00 | 105,662.45 | .00 | 14,337.55 | 88.1 | .00 |
| PROFESSIONAL FEES | 5-010-6560-0412 | 20,000.00 | 20,000.00 | .00 | 11,838.05 | .00 | 8,161.95 | 59.2 | -55000.00 |
| TELEPHONE | 5-010-6560-0420 | 55,000.00 | 55,000.00 | .00 | 3,172.97 | .00 | 6,827.03 | 31.7 | .00 |
| RADIO AND TOWER | 5-010-6560-0422 | 10,000.00 | 10,000.00 | .00 | 4,500.00 | .00 | 6,665.71 | 85.2 | .00 |
| TRAVEL | 5-010-6560-0425 | 4,500.00 | 4,500.00 | .00 | 3,834.29 | .00 | 4.38 | 100.0 | 14640.00 |
| PRISONER TRANSPORT | 5-010-6560-0428 | 20,000.00 | 34,640.00 | .00 | 34,635.62 | .00 | 33.71 | 99.9 | .00 |
| REPAIR AND MAINT. | 5-010-6560-0432 | 51,000.00 | 51,000.00 | .00 | 50,966.29 | .00 | 33.71 | 99.9 | .00 |
| SOFTWARE MAINTENANCE | 5-010-6560-0452 | 52,000.00 | 52,000.00 | .00 | 23,901.57 | .00 | 28,098.43 | 46.0 | .00 |
| BONDS | 5-010-6560-0453 | 1,022.50 | 1,022.50 | .00 | 1,022.50 | .00 | .00 | 100.0 | .00 |
| TRAINING & PHYSICALS | 5-010-6560-0480 | 35,000.00 | 35,000.00 | .00 | 26,739.87 | .00 | 8,260.13 | 76.4 | .00 |
| MISCELLANEOUS | 5-010-6560-0486 | 6,000.00 | 6,000.00 | .00 | 2,351.52 | .00 | 3,648.48 | 39.2 | .00 |
| OCU EXPENSE | 5-010-6560-0499 | 7,000.00 | 7,000.00 | .00 | 2,000.00 | .00 | 5,000.00 | 28.6 | .00 |
| OFFICE EQUIPMENT | 5-010-6560-0572 | 10,000.00 | 10,000.00 | .00 | 7,347.07 | .00 | 2,652.93 | 73.5 | .00 |
| OTHER EQUIPMENT | 5-010-6560-0573 | 6,000.00 | 6,000.00 | .00 | 104.84 | .00 | 5,895.16 | 1.8 | .00 |
| AUTOMOBILES | 5-010-6560-0574 | 195,000.00 | 297,200.00 | .00 | 296,969.02 | .00 | 230.98 | 99.9 | 102200.00 |
| TOTAL COUNTY SHERIFF | | 3,393,710.15 | 3,355,550.15 | .00 | 3,107,914.32 | .00 | 247,635.83 | 92.6 | -38160.00 |
| TOTAL PUBLIC SAFETY | | 3,622,118.75 | 3,583,958.75 | .00 | 3,308,626.67 | .00 | 275,332.08 | 92.3 | -38160.00 |
| HEALTH AND WELFARE | | | | | | | | | |
| INDIGENT HEALTH | | | | | | | | | |
| SALARY - OTHER | 5-010-7640-0109 | 101,870.23 | 101,870.23 | .00 | 87,467.51 | .00 | 14,402.72 | 85.9 | .00 |
| AUTO ALLOWANCE | 5-010-7640-0150 | 1,800.00 | 1,800.00 | .00 | 1,800.00 | .00 | .00 | 100.0 | .00 |
| SOCIAL SECURITY | 5-010-7640-0201 | 7,930.77 | 7,930.77 | .00 | 6,740.18 | .00 | 1,190.59 | 85.0 | .00 |
| HEALTH INSURANCE | 5-010-7640-0202 | 18,301.44 | 18,301.44 | .00 | 15,981.46 | .00 | 2,319.98 | 87.3 | .00 |
| RETIREMENT | 5-010-7640-0203 | 10,968.31 | 10,968.31 | .00 | 9,460.34 | .00 | 1,507.97 | 86.3 | .00 |
| OFFICE SUPPLIES | 5-010-7640-0310 | 1,800.00 | 1,800.00 | .00 | 1,006.82 | .00 | 793.18 | 55.9 | .00 |
| TELEPHONE | 5-010-7640-0420 | 4,500.00 | 4,500.00 | .00 | .00 | .00 | 4,500.00 | 0.0 | -4500.00 |
| TRAVEL | 5-010-7640-0425 | 1,000.00 | 1,000.00 | .00 | 77.06 | .00 | 922.94 | 7.7 | .00 |

| Description | Account Number | Beg Budget | Cur Budget | M-T-D | Y-T-D | Encumbrance | Balance | % | Budget Change |
|------------------------------|-----------------|--------------|--------------|-------|--------------|-------------|-----------|-------|---------------|
| TOTAL INDIGENT HEALTH | | 872,570.75 | 468,070.75 | .00 | 430,475.92 | .00 | 37,594.83 | 92.0 | -404500.00 |
| OTHER HEALTH AND WELFARE | | | | | | | | | |
| HEALTH INS/RETIRE | 5-010-7641-0202 | 64,000.00 | 64,000.00 | .00 | 63,230.72 | .00 | 769.28 | 98.8 | .00 |
| LEGAL COMMITMENTS | 5-010-7641-0405 | 40,500.00 | 40,500.00 | .00 | 35,824.00 | .00 | 4,676.00 | 88.5 | .00 |
| KORONAVIRUS RELATED EXP | 5-010-7641-0470 | 97,701.32 | 415,701.32 | .00 | 377,810.71 | .00 | 37,890.61 | 90.9 | 318000.00 |
| AMBULANCE SERVICE | 5-010-7641-0491 | 200,000.00 | 200,000.00 | .00 | 200,000.00 | .00 | 0.00 | 100.0 | .00 |
| RABIES TEST | 5-010-7641-0493 | 1,000.00 | 1,000.00 | .00 | 163.00 | .00 | 837.00 | 16.3 | .00 |
| INDIGENT FUNERALS | 5-010-7641-0494 | 6,750.00 | 6,750.00 | .00 | 6,000.00 | .00 | 750.00 | 88.9 | .00 |
| MISCELLANEOUS | 5-010-7641-0495 | 1,000.00 | 1,000.00 | .00 | .00 | .00 | 1,000.00 | 0.0 | .00 |
| TOTAL OTHER HEALTH & WELF | | 410,951.32 | 728,951.32 | .00 | 683,028.43 | .00 | 45,922.89 | 93.7 | 318000.00 |
| TOTAL HEALTH & WELFARE | | 1,283,522.07 | 1,197,022.07 | .00 | 1,113,504.35 | .00 | 83,517.72 | 93.0 | -86500.00 |
| CONSERVATION | | | | | | | | | |
| COUNTY AGENTS | | | | | | | | | |
| SALARY - AGENTS | 5-010-8665-0101 | 69,499.50 | 69,499.50 | .00 | 69,499.44 | .00 | .06 | 100.0 | .00 |
| SALARY - OTHERS | 5-010-8665-0109 | 31,810.80 | 31,810.80 | .00 | 31,810.80 | .00 | 0.00 | 100.0 | .00 |
| AUTO ALLOWANCE | 5-010-8665-0150 | 12,300.00 | 12,300.00 | .00 | 12,300.00 | .00 | 0.00 | 100.0 | .00 |
| CELL ALLOWANCE | 5-010-8665-0151 | 1,800.00 | 1,800.00 | .00 | 1,800.00 | .00 | 0.00 | 100.0 | .00 |
| SOCIAL SECURITY | 5-010-8665-0201 | 8,828.82 | 8,828.82 | .00 | 8,595.44 | .00 | 233.38 | 97.4 | .00 |
| HEALTH INSURANCE | 5-010-8665-0202 | 13,992.60 | 13,992.60 | .00 | 12,735.52 | .00 | 1,257.08 | 91.0 | .00 |
| RETIREMENT | 5-010-8665-0203 | 3,365.64 | 3,365.64 | .00 | 3,365.64 | .00 | 0.00 | 100.0 | .00 |
| OFFICE SUPPLIES | 5-010-8665-0310 | 2,000.00 | 2,000.00 | .00 | 1,163.74 | .00 | 836.26 | 58.2 | -3800.00 |
| TELEPHONE | 5-010-8665-0420 | 3,800.00 | 3,800.00 | .00 | .00 | .00 | 3,800.00 | 0.0 | .00 |
| TRAVEL | 5-010-8665-0425 | 500.00 | 500.00 | .00 | .00 | .00 | 500.00 | 0.0 | .00 |
| LVSTK,AG EVENTS | 5-010-8665-0495 | 7,000.00 | 7,000.00 | .00 | 5,398.44 | .00 | 1,601.56 | 77.1 | .00 |
| FCS EVENTS/DEMOS | 5-010-8665-0496 | 6,000.00 | 6,000.00 | .00 | 2,526.31 | .00 | 3,473.69 | 42.1 | .00 |
| 4-H EVENTS | 5-010-8665-0497 | 8,000.00 | 8,000.00 | .00 | 7,121.75 | .00 | 878.25 | 89.0 | .00 |
| EQUIPMENT | 5-010-8665-0572 | 2,000.00 | 2,000.00 | .00 | 79.99 | .00 | 1,920.01 | 4.0 | .00 |
| TOTAL COUNTY AGENTS | | 170,897.36 | 167,097.36 | .00 | 156,397.07 | .00 | 10,700.29 | 93.6 | -3800.00 |
| TOTAL CONSERVATION | | 170,897.36 | 167,097.36 | .00 | 156,397.07 | .00 | 10,700.29 | 93.6 | -3800.00 |
| SUPPORTED PUBLIC SERVICES | | | | | | | | | |
| ADULT PROBATION | | | | | | | | | |
| TELEPHONE | 5-010-9693-0420 | 6,800.00 | 6,800.00 | .00 | 5,848.77 | .00 | 951.23 | 86.0 | .00 |
| INTERNET SERVICE | 5-010-9693-0421 | 1,600.00 | 1,600.00 | .00 | 1,574.28 | .00 | 25.72 | 98.4 | .00 |
| EQUIP MAINT & LEASE | 5-010-9693-0452 | 4,000.00 | 4,000.00 | .00 | 74.70 | .00 | 3,925.30 | 1.9 | .00 |
| MISCELLANEOUS | 5-010-9693-0495 | 20,300.00 | 20,300.00 | .00 | 270.10 | .00 | 20,029.90 | 1.3 | .00 |
| TOTAL ADULT PROBATION | | 32,700.00 | 32,700.00 | .00 | 7,767.85 | .00 | 24,932.15 | 23.8 | .00 |
| JUVENILE PROB - COUNTY FUNDS | | | | | | | | | |
| HEALTH INSURANCE | 5-010-9694-0202 | 86,442.00 | 86,442.00 | .00 | 70,452.39 | .00 | 15,989.61 | 81.5 | .00 |
| WORKER'S COMP.INS. | 5-010-9694-0204 | 2,400.00 | 2,400.00 | .00 | 2,160.00 | .00 | 240.00 | 90.0 | .00 |
| UNEMPLOYMENT INS. | 5-010-9694-0206 | 600.00 | 600.00 | .00 | 600.00 | .00 | 0.00 | 100.0 | .00 |
| CONTRACT SERVICES | 5-010-9694-0209 | 53,611.00 | 53,611.00 | .00 | 50,918.88 | .00 | 2,692.12 | 95.0 | .00 |
| OFFICE SUPPLIES | 5-010-9694-0310 | 3,500.00 | 3,500.00 | .00 | 1,942.79 | .00 | 1,557.21 | 55.5 | .00 |

| Description | Account Number | Beg Budget | Cur Budget | M-T-D | Y-T-D | Encumbrance | Balance | % | Budget Change |
|---------------------------|-----------------|---------------|---------------|-------|---------------|-------------|--------------|-------|---------------|
| FUEL & OIL | 5-010-9694-0341 | 6,000.00 | 5,000.00 | .00 | 1,910.56 | .00 | 4,089.44 | 31.8 | .00 |
| TELEPHONE | 5-010-9694-0420 | 12,000.00 | 12,000.00 | .00 | 11,739.84 | .00 | 260.16 | 97.8 | .00 |
| INTERNET SERVICE | 5-010-9694-0421 | 3,000.00 | 3,000.00 | .00 | 1,612.10 | .00 | 1,387.90 | 53.7 | .00 |
| TRAVEL | 5-010-9694-0425 | 12,000.00 | 12,000.00 | .00 | 2,002.93 | .00 | 9,997.07 | 16.7 | .00 |
| OFFENDER TRANSPORT | 5-010-9694-0428 | 2,000.00 | 2,000.00 | .00 | 247.60 | .00 | 1,752.40 | 12.4 | .00 |
| UTILITIES | 5-010-9694-0440 | 10,000.00 | 10,000.00 | .00 | 5,512.49 | .00 | 4,487.51 | 55.1 | .00 |
| EQUIP MAINT & LEASE | 5-010-9694-0452 | 2,700.00 | 2,700.00 | .00 | 4.40 | .00 | 2,695.60 | .2 | .00 |
| CONTRACT SVS FOR OFFENDER | 5-010-9694-0466 | 116,000.00 | 116,000.00 | .00 | 77,403.56 | .00 | 38,596.44 | 66.7 | .00 |
| MISCELLANEOUS | 5-010-9694-0495 | 3,000.00 | 3,000.00 | .00 | 1,393.95 | .00 | 1,606.05 | 46.5 | .00 |
| OFFICE EQUIPMENT | 5-010-9694-0572 | 2,000.00 | 2,000.00 | .00 | 1,048.84 | .00 | 1,951.16 | 52.4 | .00 |
| TOTAL JUVENILE PROBATION | | 315,253.00 | 315,253.00 | .00 | 228,350.33 | .00 | 86,902.67 | 72.4 | .00 |
| OTHER SUPPORTED SERVICES | | | | | | | | | |
| TAX APPRAISAL DIST | 5-010-9695-0406 | 253,945.00 | 253,945.00 | .00 | 253,945.00 | .00 | 1,425.00 | 100.0 | .00 |
| ANIMAL CONTROL | 5-010-9695-0407 | 41,400.00 | 41,400.00 | .00 | 39,973.00 | .00 | 3.50 | 100.0 | 47860.00 |
| AUTOPISTES | 5-010-9695-0410 | 60,000.00 | 107,860.00 | .00 | 107,856.50 | .00 | 9,834.90 | 27.2 | .00 |
| VET. SERVICE OFFICER | 5-010-9695-0411 | 13,500.00 | 13,500.00 | .00 | 3,665.10 | .00 | 10,000.00 | .0 | .00 |
| FIRE DEPT EXPENSE | 5-010-9695-0474 | 10,000.00 | 10,000.00 | .00 | .00 | .00 | 8,302.41 | 66.8 | -100000.00 |
| LITIGATION | 5-010-9695-0475 | 125,000.00 | 25,000.00 | .00 | 16,697.59 | .00 | 8,848.60 | 90.6 | .00 |
| DPS EXPENSE | 5-010-9695-0476 | 9,000.00 | 9,000.00 | .00 | 8,151.40 | .00 | .00 | 100.0 | .00 |
| SENIOR CENTERS | 5-010-9695-0489 | 3,000.00 | 3,000.00 | .00 | 3,000.00 | .00 | 9,799.90 | 2.0 | .00 |
| EMERGENCY MGMT GRANT EXP | 5-010-9695-0493 | 10,000.00 | 10,000.00 | .00 | 200.10 | .00 | 18,752.25 | 6.2 | .00 |
| MISCELLANEOUS | 5-010-9695-0495 | 20,000.00 | 20,000.00 | .00 | 1,247.75 | .00 | 25,000.00 | .0 | .00 |
| ECONOMIC DEVELOPMENT | 5-010-9695-0496 | 25,000.00 | 25,000.00 | .00 | 65,911.00 | .00 | 15,000.00 | 100.0 | .00 |
| DONATIONS | 5-010-9695-0498 | 65,911.00 | 65,911.00 | .00 | .00 | .00 | 15,000.00 | .0 | .00 |
| EQUIPMENT | 5-010-9695-0571 | 15,000.00 | 15,000.00 | .00 | .00 | .00 | 98,966.56 | 83.5 | -52140.00 |
| TOTAL OTHER SERVICES | | 651,756.00 | 599,616.00 | .00 | 500,649.44 | .00 | 210,801.38 | 77.8 | -52140.00 |
| TOTAL SUPPORTED SERVICES | | 999,709.00 | 947,569.00 | .00 | 736,767.62 | .00 | 1,868,233.21 | 90.1 | 531423.00 |
| TOTAL GENERAL FUND | | 18,364,295.10 | 18,895,718.10 | .00 | 17,027,484.89 | .00 | | | |

ASSETS

| | |
|-------------------------------|---------------|
| ----- | |
| CURRENT ASSETS | |
| CASH - BANK CHECKING | 236,709.62 |
| | ----- |
| TOTAL CURRENT ASSETS | 236,709.62 |
| | ----- |
| OTHER ASSETS | |
| ESTIMATED REVENUES | 3,691,635.91 |
| LESS: REVENUES RECEIVED | 3,752,371.19- |
| | ----- |
| TOTAL OTHER ASSETS | 60,735.28- |
| | ----- |
| TOTAL ASSETS | 175,974.34 |
| | ===== |
| ----- | |
| LIABILITIES AND FUND BALANCE | |
| ----- | |
| CURRENT LIABILITIES | |
| | ----- |
| TOTAL CURRENT LIABILITIES | .00 |
| | ----- |
| OTHER LIABILITIES | |
| APPROPRIATIONS | 3,795,205.70 |
| LESS: EXPENDITURES | 3,528,609.19- |
| | ----- |
| TOTAL OTHER LIABILITIES | 266,596.51 |
| | ----- |
| FUND BALANCE | |
| CURRENT FUND BALANCE | 12,947.62 |
| BUDGETED FUND BALANCE | 103,569.79- |
| | ----- |
| TOTAL FUND BALANCE | 90,622.17- |
| | ----- |
| TOTAL LIABILITIES & FUND BAL. | 175,974.34 |
| | ===== |

| Description | Account Number | Beg Budget | Cur Budget | M-T-D | Y-T-D | Balance | % | Budget Change |
|--------------------------------|-----------------|---------------|--------------|-------|--------------|------------|-------|---------------|
| REVENUE - UNDIVIDED R & B FUND | | | | | | | | |
| PROPERTY TAXES | 4-020-0310-0130 | 2,582,335.91- | 2,582,335.91 | .00 | 2,629,284.72 | 46,948.81- | 101.8 | 5164671.82 |
| VEHICLE REGISTRATION | 4-020-0320-0125 | 360,000.00 | 360,000.00 | .00 | 360,000.00 | .00 | 100.0 | .00 |
| R&B FEES ON VEHICLES REG | 4-020-0320-0126 | 650,000.00 | 650,000.00 | .00 | 674,497.19 | 24,497.19- | 103.8 | .00 |
| LATERAL ROAD FUNDS | 4-020-0320-0127 | 29,300.00 | 29,300.00 | .00 | 29,160.94 | 139.06 | 99.5 | .00 |
| SALE OF SURPLUS PROPERTY | 4-020-0360-0128 | 10,000.00 | 10,000.00 | .00 | 4,070.00 | 5,930.00 | 40.7 | .00 |
| MISCELLANEOUS | 4-020-0360-0495 | 60,000.00 | 60,000.00 | .00 | 55,358.34 | 4,641.66 | 92.3 | .00 |
| TOTAL UNDIVIDED R & B FD | | 1,473,035.91- | 3,691,635.91 | .00 | 3,752,371.19 | 60,735.28- | 101.7 | 5164671.82 |

Statement of Expenses -- (Fund: 020)
 CORVELL COUNTY
 Consolidated Financials
 Monthly Financial Statement of Expenses
 For the Month Ending: SEPTEMBER 30, 2021

| Description | Account Number | Beg Budget | Cur Budget | M-T-D | Y-T-D | Encumbrance | Balance % | Budget Change |
|--------------------------|-----------------|--------------|--------------|-------|--------------|-------------|------------|---------------|
| EXPENSE -- ROAD & BRIDGE | | | | | | | | |
| SALARY-OTHER | 5-020-0620-0109 | 1,140,887.38 | 1,140,887.38 | .00 | 1,100,194.94 | .00 | 40,692.44 | 96.4 |
| SOCIAL SECURITY | 5-020-0620-0201 | 87,277.88 | 87,277.88 | .00 | 79,097.51 | .00 | 8,180.37 | 90.6 |
| HEALTH INSURANCE | 5-020-0620-0202 | 395,084.56 | 395,084.56 | .00 | 337,684.28 | .00 | 57,400.28 | 85.5 |
| RETIREMENT | 5-020-0620-0203 | 120,705.88 | 120,705.88 | .00 | 116,381.64 | .00 | 4,324.24 | 96.4 |
| WORKER'S COMP. INS. | 5-020-0620-0204 | 22,200.00 | 24,472.00 | .00 | 24,472.00 | .00 | .00 | 100.0 |
| UNEMPLOYMENT INS. | 5-020-0620-0206 | 1,000.00 | 1,000.00 | .00 | 407.45 | .00 | 592.55 | 59.3 |
| CONTRACT SERVICES | 5-020-0620-0209 | 125,000.00 | 122,728.00 | .00 | 106,830.22 | .00 | 15,877.78 | 87.1 |
| OFFICE SUPPLIES | 5-020-0620-0310 | 3,200.00 | 3,200.00 | .00 | 3,161.86 | .00 | 38.14 | 98.8 |
| JANITORIAL SUPPLIES | 5-020-0620-0332 | 700.00 | 700.00 | .00 | 490.56 | .00 | 209.44 | 70.1 |
| UNIFORMS | 5-020-0620-0337 | 19,000.00 | 19,000.00 | .00 | 19,000.00 | .00 | .00 | 100.0 |
| FUEL & OIL | 5-020-0620-0341 | 192,800.00 | 192,800.00 | .00 | 192,790.28 | .00 | 9.72 | 100.0 |
| TIRES AND TUBES | 5-020-0620-0342 | 45,000.00 | 45,000.00 | .00 | 35,970.91 | .00 | 9,029.09 | 79.9 |
| ROAD & BRIDGE MATL | 5-020-0620-0343 | 1,225,500.00 | 1,225,500.00 | .00 | 1,137,788.35 | .00 | 87,711.65 | 92.8 |
| CULVERTS | 5-020-0620-0344 | 44,000.00 | 44,000.00 | .00 | 42,219.60 | .00 | 1,780.40 | 95.0 |
| TELEPHONE | 5-020-0620-0420 | 6,000.00 | 6,000.00 | .00 | 5,711.63 | .00 | 288.37 | 95.2 |
| INTERNET SERVICE | 5-020-0620-0421 | 1,000.00 | 1,000.00 | .00 | 910.41 | .00 | 89.59 | 91.0 |
| TRAVEL-OUT OF COUNTY | 5-020-0620-0425 | 1,750.00 | 1,750.00 | .00 | 66.80 | .00 | 1,683.20 | 8.9 |
| UTILITIES | 5-020-0620-0440 | 13,250.00 | 13,250.00 | .00 | 13,223.29 | .00 | 26.71 | 99.8 |
| REPAIR AND MAINT. | 5-020-0620-0452 | 250,000.00 | 250,000.00 | .00 | 241,121.90 | .00 | 8,878.10 | 96.5 |
| SOFTWARE MAINTENANCE | 5-020-0620-0453 | 2,800.00 | 2,800.00 | .00 | 1,791.80 | .00 | 1,008.20 | 64.0 |
| BONDS | 5-020-0620-0480 | 50.00 | 50.00 | .00 | 50.00 | .00 | .00 | 100.0 |
| MISCELLANEOUS | 5-020-0620-0495 | 12,000.00 | 12,000.00 | .00 | 11,367.53 | .00 | 632.47 | 94.7 |
| BRIDGES & RIGHT OF WAY | 5-020-0620-0499 | 10,000.00 | 10,000.00 | .00 | .00 | .00 | 10,000.00 | .0 |
| EQUIPMENT | 5-020-0620-0571 | 75,000.00 | 75,000.00 | .00 | 56,492.26 | .00 | 18,507.74 | 75.3 |
| OFFICE EQUIPMENT | 5-020-0620-0572 | 2,000.00 | 2,000.00 | .00 | 1,178.87 | .00 | 821.13 | 58.9 |
| TOTAL UNDIVIDED R&B EXP | | 3,795,205.70 | 3,795,205.70 | .00 | 3,528,609.19 | .00 | 266,596.51 | 93.0 |
| TOTAL ROAD & BRIDGE FUND | | | | | | | | |
| | | 3,795,205.70 | 3,795,205.70 | .00 | 3,528,609.19 | .00 | 266,596.51 | 93.0 |

Run Date: 10/29/21
Run Time: 10:13:22
glprcons 1.00.i

CORYELL COUNTY
BALANCE SHEET-LAW LIBRARY FUND--030
SEPTEMBER 30, 2021

ASSETS

| | |
|-------------------------------|------------|
| ----- | |
| CURRENT ASSETS | |
| CASH - BANK CHECKING | 19,548.50 |
| | ----- |
| TOTAL CURRENT ASSETS | 19,548.50 |
| | ----- |
| OTHER ASSETS | |
| ESTIMATED REVENUES | 30,475.00 |
| LESS: REVENUES RECEIVED | 24,291.69- |
| | ----- |
| TOTAL OTHER ASSETS | 6,183.31 |
| | ----- |
| TOTAL ASSETS | 25,731.81 |
| | ===== |
| | |
| LIABILITIES AND FUND BALANCE | |
| ----- | |
| CURRENT LIABILITIES | |
| | ----- |
| TOTAL CURRENT LIABILITIES | .00 |
| | ----- |
| OTHER LIABILITIES | |
| APPROPRIATIONS | 30,475.00 |
| LESS: EXPENDITURES | 29,643.00- |
| | ----- |
| TOTAL OTHER LIABILITIES | 832.00 |
| | ----- |
| FUND BALANCE | |
| CURRENT FUND BALANCE | 24,899.81 |
| | ----- |
| TOTAL FUND BALANCE | 24,899.81 |
| | ----- |
| TOTAL LIABILITIES & FUND BAL. | 25,731.81 |
| | ===== |

| Description | Account Number | Beg Budget | Cur Budget | M-T-D | Y-T-D | Balance | % | Budget Change |
|----------------------------|-----------------|------------|------------|-------|-----------|----------|-------|---------------|
| REVENUE - LAW LIBRARY FUND | | | | | | | | |
| PRO SE CLINIC REIMB | 4-030-0340-0137 | 8,000.00 | 16,475.00 | .00 | 14,140.00 | 2,335.00 | 85.8 | 8475.00 |
| COUNTY CLERK FEES | 4-030-0340-0400 | 3,000.00 | 3,000.00 | .00 | 4,141.69 | 1,141.69 | 138.1 | .00 |
| DISTRICT CLERK FEES | 4-030-0340-0700 | 15,000.00 | 15,000.00 | .00 | 10,010.00 | 4,990.00 | 66.7 | .00 |
| TRANSFER OUT | 4-030-3700-0010 | 4,000.00 | 4,000.00 | .00 | 4,000.00 | .00 | 100.0 | .00 |
| TOTAL REVENUE | | 22,000.00 | 30,475.00 | .00 | 24,291.69 | 6,183.31 | 79.7 | 8475.00 |

| Description | Account Number | Beg Budget | Cur Budget | M-T-D | Y-T-D | Encumbrance | Balance | % | Budget Change |
|----------------------------|-----------------|------------|------------|-------|-----------|-------------|---------|-------|---------------|
| EXPENSE - LAW LIBRARY FUND | | | | | | | | | |
| LAW BOOKS | 5-030-0000-0390 | 10,000.00 | 10,000.00 | .00 | 9,168.00 | .00 | 832.00 | 91.7 | .00 |
| PRO SE CLINIC | 5-030-0000-0414 | 12,000.00 | 20,475.00 | .00 | 20,475.00 | .00 | .00 | 100.0 | 8475.00 |
| TOTAL - LAW LIBRARY FUND | | 22,000.00 | 30,475.00 | .00 | 29,643.00 | .00 | 832.00 | 97.3 | 8475.00 |

ASSETS

CURRENT ASSETS

| | |
|-------------------------------|------------|
| COUNTY CLERK RCDS MGMT | 487,675.60 |
| DISTRICT CLERK RCDS MGMT | 22,170.23 |
| COUNTY CLERK ARCHIVES FEES | 250,768.87 |
| COUNTY RECORDS MGMT | 55,406.56 |
| COURTS RCDS PRESERVATION FEES | 63,406.66 |

TOTAL CURRENT ASSETS 879,427.92

OTHER ASSETS

| | |
|-------------------------|-------------|
| ESTIMATED REVENUES | 202,000.00 |
| LESS: REVENUES RECEIVED | 300,167.13- |

TOTAL OTHER ASSETS 98,167.13-

TOTAL ASSETS 781,260.79

LIABILITIES AND FUND BALANCE

CURRENT LIABILITIES

| | |
|------------------|----------|
| ACCOUNTS PAYABLE | 1,755.00 |
|------------------|----------|

TOTAL CURRENT LIABILITIES 1,755.00

OTHER LIABILITIES

| | |
|--------------------|------------|
| APPROPRIATIONS | 336,000.00 |
| LESS: EXPENDITURES | 64,636.71- |

TOTAL OTHER LIABILITIES 271,363.29

FUND BALANCE

| | |
|-----------------------|-------------|
| CURRENT FUND BALANCE | 642,142.50 |
| BUDGETED FUND BALANCE | 134,000.00- |

TOTAL FUND BALANCE 508,142.50

TOTAL LIABILITIES & FUND BAL. 781,260.79

| Description | Account Number | Beg Budget | Cur Budget | M-T-D | Y-T-D | Balance | % | Budget Change |
|-----------------------------------|-----------------|------------|------------|-------|------------|------------|-------|---------------|
| REVENUE - RECORDS MANAGEMENT FUND | | | | | | | | |
| COUNTY RM FEES | 4-031-0340-0004 | 12,000.00 | 12,000.00 | .00 | 41,065.41 | 29,065.41- | 342.2 | .00 |
| COUNTY CLK RM FEES | 4-031-0340-0400 | 85,000.00 | 85,000.00 | .00 | 113,388.09 | 28,388.09- | 133.4 | .00 |
| DIST CLK RM FEES | 4-031-0340-0700 | 12,000.00 | 12,000.00 | .00 | 24,673.63 | 12,673.63- | 205.6 | .00 |
| COUNTY CLK ARCHIVE FEES | 4-031-0345-0400 | 80,000.00 | 80,000.00 | .00 | 109,350.00 | 29,350.00- | 136.7 | .00 |
| COURT RCDS PRESERVATION | 4-031-0350-2000 | 13,000.00 | 13,000.00 | .00 | 11,690.00 | 1,310.00 | 89.9 | .00 |
| TOTAL REVENUE | | 202,000.00 | 202,000.00 | .00 | 300,167.13 | 98,167.13- | 148.6 | .00 |

| Description | Account Number | Beg Budget | Cur Budget | M-T-D | Y-T-D | Encumbrance | Balance | % | Budget Change |
|------------------------------------|-----------------|------------|------------|-------|-----------|-------------|------------|------|---------------|
| EXPENSE - RECORDS MANAGEMENT FUND | | | | | | | | | |
| RECORDS MGMT FUND COUNTY CLERK | | | | | | | | | |
| OFFICE SUPPLIES | 5-031-0001-0310 | 4,000.00 | 4,000.00 | .00 | 2,506.17 | .00 | 1,493.83 | 62.7 | .00 |
| PROFESSIONAL FEES | 5-031-0001-0412 | 8,000.00 | 8,000.00 | .00 | .00 | .00 | 8,000.00 | .0 | .00 |
| INTERNET SERVICE | 5-031-0001-0421 | 1,200.00 | 1,200.00 | .00 | 1,057.90 | .00 | 142.10 | 88.2 | .00 |
| SOFTWARE MAINTENANCE | 5-031-0001-0453 | 40,000.00 | 40,000.00 | .00 | 32,849.19 | .00 | 7,150.81 | 82.1 | .00 |
| MISCELLANEOUS | 5-031-0001-0495 | 5,000.00 | 5,000.00 | .00 | 4,888.94 | .00 | 111.06 | 97.8 | .00 |
| EQUIPMENT | 5-031-0001-0572 | 38,800.00 | 38,800.00 | .00 | 2,106.95 | .00 | 36,693.05 | 5.4 | .00 |
| TOTAL - RCDS MGMT CTY CLK | | 97,000.00 | 97,000.00 | .00 | 43,409.15 | .00 | 53,590.85 | 44.8 | .00 |
| RECORDS MGMT FUND DISTRICT CLERK | | | | | | | | | |
| SALARY-OTHER | 5-031-0002-0109 | 10,000.00 | 10,000.00 | .00 | 4,255.00 | .00 | 5,745.00 | 42.6 | .00 |
| SOCIAL SECURITY | 5-031-0002-0201 | 1,500.00 | 1,500.00 | .00 | 325.51 | .00 | 1,174.49 | 21.7 | .00 |
| OFFICE SUPPLIES | 5-031-0002-0310 | 2,000.00 | 2,000.00 | .00 | .00 | .00 | 2,000.00 | .0 | .00 |
| PROFESSIONAL FEES | 5-031-0002-0412 | 10,000.00 | 10,000.00 | .00 | 100.00 | .00 | 9,900.00 | 1.0 | .00 |
| MISCELLANEOUS | 5-031-0002-0495 | 3,500.00 | 3,500.00 | .00 | .00 | .00 | 3,500.00 | .0 | .00 |
| EQUIPMENT | 5-031-0002-0572 | 40,000.00 | 40,000.00 | .00 | 6,154.95 | .00 | 33,845.05 | 15.4 | .00 |
| TOTAL - RCDS MGMT DISTRICT | | 67,000.00 | 67,000.00 | .00 | 10,835.46 | .00 | 56,164.54 | 16.2 | .00 |
| ARCHIVE FEES COUNTY CLERK | | | | | | | | | |
| RECORDS PRESERVATION | 5-031-0003-0437 | 120,000.00 | 120,000.00 | .00 | 2,268.00 | .00 | 117,732.00 | 1.9 | .00 |
| TOTAL - ARCHIVE FEE CTY C | | 120,000.00 | 120,000.00 | .00 | 2,268.00 | .00 | 117,732.00 | 1.9 | .00 |
| RECORDS MGMT COUNTY FUNDS | | | | | | | | | |
| COPIER MAINTENANCE | 5-031-0004-0452 | 12,000.00 | 12,000.00 | .00 | 1,545.16 | .00 | 10,454.84 | 12.9 | .00 |
| TOTAL - RECDS MGMT COUNTY | | 12,000.00 | 12,000.00 | .00 | 1,545.16 | .00 | 10,454.84 | 12.9 | .00 |
| RECORDS PRESERVATION COUNTY COURTS | | | | | | | | | |
| RECORDS PRESERVATION | 5-031-2423-0437 | 10,000.00 | 10,000.00 | .00 | 1,607.50 | .00 | 8,392.50 | 16.1 | .00 |
| TOTAL-COUNTY CT RCDS PRES | | 10,000.00 | 10,000.00 | .00 | 1,607.50 | .00 | 8,392.50 | 16.1 | .00 |
| RECORDS PRESERVATION DISTRICT CT | | | | | | | | | |
| RECORDS PRESERVATION | 5-031-2428-0437 | 30,000.00 | 30,000.00 | .00 | 4,971.44 | .00 | 25,028.56 | 16.6 | .00 |
| TOTAL-DIST CT RCDS PRES | | 30,000.00 | 30,000.00 | .00 | 4,971.44 | .00 | 25,028.56 | 16.6 | .00 |
| TOTAL - RECORDS MANAGEMENT | | 336,000.00 | 336,000.00 | .00 | 64,636.71 | .00 | 271,363.29 | 19.2 | .00 |

Run Date: 10/29/21
Run Time: 10:13:22
glprcons 1.00.i

CORYELL COUNTY
BALANCE SHEET-COURTHOUSE SECURITY FUND--032
SEPTEMBER 30, 2021

ASSETS

CURRENT ASSETS

CASH - CTHSE SEC ALL COURTS 81,129.25
CASH - CTHSE SEC JP CTS 12,151.70

TOTAL CURRENT ASSETS 93,280.95

OTHER ASSETS

ESTIMATED REVENUES 27,000.00
LESS: REVENUES RECEIVED 31,644.03-

TOTAL OTHER ASSETS 4,644.03-

TOTAL ASSETS

88,636.92
=====

LIABILITIES AND FUND BALANCE

CURRENT LIABILITIES

TOTAL CURRENT LIABILITIES ----- .00

OTHER LIABILITIES

APPROPRIATIONS 65,562.80
LESS: EXPENDITURES 17,254.53-

TOTAL OTHER LIABILITIES 48,308.27

FUND BALANCE

CURRENT FUND BALANCE 78,891.45
BUDGETED FUND BALANCE 38,562.80-

TOTAL FUND BALANCE 40,328.65

TOTAL LIABILITIES & FUND BAL.

88,636.92
=====

| Description | Account Number | Beg Budget | Cur Budget | M-T-D | Y-T-D | Balance | % | Budget Change |
|------------------------------------|-----------------|------------|------------|-------|-----------|----------|-------|---------------|
| REVENUE - COURTHOUSE SECURITY FUND | | | | | | | | |
| COUNTY CLERK FEES | 4-032-0340-0400 | 9,000.00 | 9,000.00 | .00 | 15,197.31 | 6,197.31 | 168.9 | .00 |
| DISTRICT CLERK FEES | 4-032-0340-0700 | 5,500.00 | 5,500.00 | .00 | 6,267.43 | 767.43 | 114.0 | .00 |
| JUSTICE OF PEACE | 4-032-0340-0800 | 10,000.00 | 10,000.00 | .00 | 9,907.48 | 92.52 | 99.1 | .00 |
| SPECIAL JP CS FEE | 4-032-0340-0801 | 2,500.00 | 2,500.00 | .00 | 271.81 | 2,228.19 | 10.9 | .00 |
| TOTAL REVENUE | | 27,000.00 | 27,000.00 | .00 | 31,644.03 | 4,644.03 | 117.2 | .00 |

| Description | Account Number | Beg Budget | Cur Budget | M-T-D | Y-T-D | Encumbrance | Balance | % | Budget Change |
|------------------------------------|-----------------|------------|------------|-------|-----------|-------------|-----------|------|---------------|
| EXPENSE - COURTHOUSE SECURITY FUND | | | | | | | | | |
| COURTHOUSE SEC COUNTY COURTS | | | | | | | | | |
| SALARY-OTHERS | 5-032-2423-0109 | 36,000.00 | 36,000.00 | .00 | 9,337.50 | .00 | 26,662.50 | 25.9 | .00 |
| SOCIAL SECURITY | 5-032-2423-0201 | 2,749.00 | 2,749.00 | .00 | 714.35 | .00 | 2,034.65 | 26.0 | .00 |
| RETIREMENT | 5-032-2423-0203 | 3,808.80 | 3,808.80 | .00 | .00 | .00 | 3,808.80 | .0 | .00 |
| UNEMPLOYMENT INS | 5-032-2423-0206 | 5.00 | 5.00 | .00 | 2.71 | .00 | 2.29 | 54.2 | .00 |
| SECURITY EQUIPMENT | 5-032-2423-0574 | 10,000.00 | 10,000.00 | .00 | 7,199.97 | .00 | 2,800.03 | 72.0 | .00 |
| TOTAL - COURTHOUSE SEC CO | | 52,562.80 | 52,562.80 | .00 | 17,254.53 | .00 | 35,308.27 | 32.8 | .00 |
| COURTHOUSE SEC DISTRICT COURT | | | | | | | | | |
| SECURITY EQUIPMENT | 5-032-2428-0574 | 8,000.00 | 8,000.00 | .00 | .00 | .00 | 8,000.00 | .0 | .00 |
| TOTAL - COURTHOUSE SEC DI | | 8,000.00 | 8,000.00 | .00 | .00 | .00 | 8,000.00 | .0 | .00 |
| COURTHOUSE SEC JUSTICE COURTS | | | | | | | | | |
| SECURITY EQUIPMENT | 5-032-2460-0574 | 5,000.00 | 5,000.00 | .00 | .00 | .00 | 5,000.00 | .0 | .00 |
| TOTAL - JUSTICE COURTS | | 5,000.00 | 5,000.00 | .00 | .00 | .00 | 5,000.00 | .0 | .00 |
| COURTHOUSE SEC GRANT FUNDS | | | | | | | | | |
| TOTAL - COURTHOUSE SEC GR | | .00 | .00 | .00 | .00 | .00 | .00 | .0 | .00 |
| TOTAL - COURTHOUSE SECURI | | 65,562.80 | 65,562.80 | .00 | 17,254.53 | .00 | 48,308.27 | 26.3 | .00 |

Run Date: 10/29/21
Run Time: 10:13:22
glprcons 1.00.i

CORYELL COUNTY
BALANCE SHEET-COURT REPORTER SERVICE FUND--033
SEPTEMBER 30, 2021

ASSETS

CURRENT ASSETS

CASH - COURT REPORTER SVS FUND 28,077.23

TOTAL CURRENT ASSETS 28,077.23

OTHER ASSETS

ESTIMATED REVENUES 15,300.00
LESS: REVENUES RECEIVED 16,211.69-

TOTAL OTHER ASSETS 911.69-

TOTAL ASSETS 27,165.54

LIABILITIES AND FUND BALANCE

CURRENT LIABILITIES

TOTAL CURRENT LIABILITIES .00

OTHER LIABILITIES

APPROPRIATIONS 17,000.00
LESS: EXPENDITURES 88.32-

TOTAL OTHER LIABILITIES 16,911.68

FUND BALANCE

CURRENT FUND BALANCE 11,953.86
BUDGETED FUND BALANCE 1,700.00-

TOTAL FUND BALANCE 10,253.86

TOTAL LIABILITIES & FUND BAL. 27,165.54

| Description | Account Number | Beg Budget | Cur Budget | M-T-D | Y-T-D | Balance | % | Budget Change |
|------------------------------------|-----------------|------------|------------|-------|-----------|---------|-------|---------------|
| REVENUE -- COURT REPORTER SVS FUND | | | | | | | | |
| COUNTY COURT RPTR FEES | 4-033-0340-0400 | 2,800.00 | 2,800.00 | .00 | 3,649.26 | 849.26- | 130.3 | .00 |
| DIST COURT RPTR FEES | 4-033-0340-0700 | 12,500.00 | 12,500.00 | .00 | 12,562.43 | 62.43- | 100.5 | .00 |
| TOTAL REVENUE | | 15,300.00 | 15,300.00 | .00 | 16,211.69 | 911.69- | 106.0 | .00 |

| Description | Account Number | Beg Budget | Cur Budget | M-T-D | Y-T-D | Encumbrance | Balance | % | Budget Change |
|-----------------------------------|-----------------|------------|------------|-------|-------|-------------|-----------|----|---------------|
| EXP - COURT REPORTER SERVICE FUND | | | | | | | | | |
| COURT REPORTER COUNTY COURT | | | | | | | | | |
| VISITING REPORTERS | 5-033-0001-0415 | 3,000.00 | 3,000.00 | .00 | .00 | .00 | 3,000.00 | .0 | .00 |
| TOTAL - CTY CT REPTR FEES | | 3,000.00 | 3,000.00 | .00 | .00 | .00 | 3,000.00 | .0 | .00 |
| COURT REPORTER DIST COURT | | | | | | | | | |
| VISITING REPORTERS | 5-033-0002-0415 | 14,000.00 | 14,000.00 | .00 | 88.32 | .00 | 13,911.68 | .6 | .00 |
| TOTAL - CT REPTR SVE FUND | | 17,000.00 | 17,000.00 | .00 | 88.32 | .00 | 16,911.68 | .5 | .00 |

ASSETS

CURRENT ASSETS

| | |
|--------------------|----------|
| CASH - CTY ATTN | 4,161.70 |
| CASH - CONST PCT 2 | 678.30 |
| CASH - CONST PCT 3 | 177.85 |
| CASH - CONST PCT 4 | 1,808.65 |
| CASH - SHERIFF | 128.96 |

TOTAL CURRENT ASSETS 6,955.46

OTHER ASSETS

| | |
|-------------------------|-----------|
| ESTIMATED REVENUES | 8,205.00 |
| LESS: REVENUES RECEIVED | 6,215.23- |

TOTAL OTHER ASSETS 1,989.77

TOTAL ASSETS 8,945.23

LIABILITIES AND FUND BALANCE

CURRENT LIABILITIES

TOTAL CURRENT LIABILITIES .00

OTHER LIABILITIES

| | |
|--------------------|-----------|
| APPROPRIATIONS | 10,578.30 |
| LESS: EXPENDITURES | 6,971.56- |

TOTAL OTHER LIABILITIES 3,606.74

FUND BALANCE

| | |
|-----------------------|-----------|
| CURRENT FUND BALANCE | 7,711.79 |
| BUDGETED FUND BALANCE | 2,373.30- |

TOTAL FUND BALANCE 5,338.49

TOTAL LIABILITIES & FUND BAL. 8,945.23

| Description | Account Number | Beg Budget | Cur Budget | M-T-D | Y-T-D | Balance | % | Budget Change |
|-------------------------------|-----------------|------------|------------|-------|----------|----------|------|---------------|
| REVENUE - LEOSE TRAINING FUND | | | | | | | | |
| COUNTY SHERIFF | 4-034-0000-0200 | 5,400.00 | 5,400.00 | .00 | 4,880.92 | 519.08 | 90.4 | .00 |
| COUNTY ATTORNEY | 4-034-0000-0300 | 700.00 | 700.00 | .00 | 691.79 | 8.21 | 98.8 | .00 |
| CONSTABLE PCT 3 | 4-034-0000-0903 | 680.00 | 1,380.00 | .00 | .00 | 1,380.00 | .0 | 700.00 |
| CONSTABLE PCT 4 | 4-034-0000-0904 | 725.00 | 725.00 | .00 | 642.52 | 82.48 | 88.6 | .00 |
| TOTAL REVENUE | | 7,505.00 | 8,205.00 | .00 | 6,215.23 | 1,989.77 | 75.8 | 700.00 |

| Description | Account Number | Beg Budget | Cur Budget | M-T-D | Y-T-D | Encumbrance | Balance | % | Budget Change |
|-------------------------------|-----------------|------------|------------|-------|----------|-------------|----------|------|---------------|
| EXPENSE - LEOSE TRAINING FUND | | | | | | | | | |
| COUNTY ATTORNEY | | | | | | | | | |
| TRAINING | 5-034-3475-0486 | 2,000.00 | 2,000.00 | .00 | .00 | .00 | 2,000.00 | .0 | .00 |
| TOTAL CTY ATTYN | | 2,000.00 | 2,000.00 | .00 | .00 | .00 | 2,000.00 | .0 | .00 |
| DISTRICT ATTORNEY | | | | | | | | | |
| TOTAL DIST ATTYN | | .00 | .00 | .00 | .00 | .00 | .00 | .0 | .00 |
| CONSTABLE PCT 1 | | | | | | | | | |
| TRAINING | 5-034-6551-0486 | 678.30 | 678.30 | .00 | 641.54 | .00 | 36.76 | 94.6 | .00 |
| TOTAL CONST #1 | | 678.30 | 678.30 | .00 | 641.54 | .00 | 36.76 | 94.6 | .00 |
| CONSTABLE PCT 2 | | | | | | | | | |
| TOTAL CONST PCT 2 | | .00 | .00 | .00 | .00 | .00 | .00 | .0 | .00 |
| CONSTABLE PCT 3 | | | | | | | | | |
| TRAINING | 5-034-6553-0486 | 900.00 | 1,600.00 | .00 | 1,550.64 | .00 | 49.36 | 96.9 | 700.00 |
| TOTAL CONST PCT 3 | | 900.00 | 1,600.00 | .00 | 1,550.64 | .00 | 49.36 | 96.9 | 700.00 |
| CONSTABLE PCT 4 | | | | | | | | | |
| TRAINING | 5-034-6554-0486 | 900.00 | 900.00 | .00 | .00 | .00 | 900.00 | .0 | .00 |
| TOTAL CONST PCT 4 | | 900.00 | 900.00 | .00 | .00 | .00 | 900.00 | .0 | .00 |
| SHERIFF | | | | | | | | | |
| TRAINING | 5-034-6560-0486 | 5,400.00 | 5,400.00 | .00 | 4,779.38 | .00 | 620.62 | 88.5 | .00 |
| TOTAL SHERIFF | | 5,400.00 | 5,400.00 | .00 | 4,779.38 | .00 | 620.62 | 88.5 | .00 |
| TOTAL EXPENSE | | 9,878.30 | 10,578.30 | .00 | 6,971.56 | .00 | 3,606.74 | 65.9 | 700.00 |

ASSETS

| | |
|-------------------------|------------|
| ----- | |
| CURRENT ASSETS | |
| CASH - TECHNOLOGY FUND | 22,648.85 |
| | ----- |
| TOTAL CURRENT ASSETS | 22,648.85 |
| | ----- |
| OTHER ASSETS | |
| ESTIMATED REVENUES | 14,000.00 |
| LESS: REVENUES RECEIVED | 29,589.42- |
| | ----- |
| TOTAL OTHER ASSETS | 15,589.42- |
| | ----- |
| TOTAL ASSETS | 7,059.43 |
| | ===== |

LIABILITIES AND FUND BALANCE

| | |
|-------------------------------|------------|
| ----- | |
| CURRENT LIABILITIES | |
| | ----- |
| TOTAL CURRENT LIABILITIES | .00 |
| | ----- |
| OTHER LIABILITIES | |
| APPROPRIATIONS | 32,500.00 |
| LESS: EXPENDITURES | 25,059.06- |
| | ----- |
| TOTAL OTHER LIABILITIES | 7,440.94 |
| | ----- |
| FUND BALANCE | |
| CURRENT FUND BALANCE | 18,118.49 |
| BUDGETED FUND BALANCE | 18,500.00- |
| | ----- |
| TOTAL FUND BALANCE | 381.51- |
| | ----- |
| TOTAL LIABILITIES & FUND BAL. | 7,059.43 |
| | ===== |

| Description | Account Number | Beg Budget | Cur Budget | M-T-D | Y-T-D | Balance | % | Budget Change |
|---------------------------|-----------------|------------|------------|-------|-----------|-----------|---------|---------------|
| REVENUE - TECHNOLOGY FUND | | | | | | | | |
| TECHNOLOGY FEES | 4-035-0000-0800 | 14,000.00 | 14,000.00 | .00 | 29,589.42 | 15,589.42 | - 211.4 | .00 |
| TOTAL TECHNOLOGY FUND | | 14,000.00 | 14,000.00 | .00 | 29,589.42 | 15,589.42 | - 211.4 | .00 |

| Description | Account Number | Beg Budget | Cur Budget | M-T-D | Y-T-D | Encumbrance | Balance | % | Budget Change |
|---------------------------|-----------------|------------|------------|-------|-----------|-------------|----------|------|---------------|
| EXPENSE - TECHNOLOGY FUND | | | | | | | | | |
| COUNTY COURT | | | | | | | | | |
| SOFTWARE MAINTENANCE | 5-035-2423-0453 | 4,000.00 | 4,000.00 | .00 | 2,316.95 | .00 | 1,683.05 | 57.9 | .00 |
| TOTAL-COUNTY CT TECH | | 4,000.00 | 4,000.00 | .00 | 2,316.95 | .00 | 1,683.05 | 57.9 | .00 |
| DISTRICT COURT | | | | | | | | | |
| SOFTWARE MAINTENANCE | 5-035-2428-0453 | 13,000.00 | 13,000.00 | .00 | 12,956.38 | .00 | 43.62 | 99.7 | .00 |
| TOTAL-DISTRICT CT TECH | | 13,000.00 | 13,000.00 | .00 | 12,956.38 | .00 | 43.62 | 99.7 | .00 |
| JP PRECINCT #1 | | | | | | | | | |
| SOFTWARE MAINTENANCE | 5-035-2461-0453 | 2,500.00 | 2,500.00 | .00 | 1,842.42 | .00 | 657.58 | 73.7 | .00 |
| OFFICE EQUIPMENT | 5-035-2461-0572 | 1,000.00 | 1,000.00 | .00 | .00 | .00 | 1,000.00 | .0 | .00 |
| TOTAL JP PRECINCT #1 | | 3,500.00 | 3,500.00 | .00 | 1,842.42 | .00 | 1,657.58 | 52.6 | .00 |
| JP PRECINCT #2 | | | | | | | | | |
| SOFTWARE MAINTENANCE | 5-035-2462-0453 | 2,500.00 | 2,500.00 | .00 | 1,842.41 | .00 | 657.59 | 73.7 | .00 |
| OFFICE EQUIPMENT | 5-035-2462-0572 | 1,000.00 | 1,000.00 | .00 | .00 | .00 | 1,000.00 | .0 | .00 |
| TOTAL JP PRECINCT #2 | | 3,500.00 | 3,500.00 | .00 | 1,842.41 | .00 | 1,657.59 | 52.6 | .00 |
| JP PRECINCT #3 | | | | | | | | | |
| SOFTWARE MAINTENANCE | 5-035-2463-0453 | 2,500.00 | 2,500.00 | .00 | 2,457.92 | .00 | 42.08 | 98.3 | .00 |
| OFFICE EQUIPMENT | 5-035-2463-0572 | 1,000.00 | 1,000.00 | .00 | 592.50 | .00 | 407.50 | 59.3 | .00 |
| TOTAL JP PRECINCT #3 | | 3,500.00 | 3,500.00 | .00 | 3,050.42 | .00 | 449.58 | 87.2 | .00 |
| JP PRECINCT #4 | | | | | | | | | |
| SOFTWARE MAINTENANCE | 5-035-2464-0453 | 2,500.00 | 2,500.00 | .00 | 2,457.98 | .00 | 42.02 | 98.3 | .00 |
| OFFICE EQUIPMENT | 5-035-2464-0572 | 1,000.00 | 1,000.00 | .00 | 592.50 | .00 | 407.50 | 59.3 | .00 |
| TOTAL JP PRECINCT #4 | | 3,500.00 | 3,500.00 | .00 | 3,050.48 | .00 | 449.52 | 87.2 | .00 |
| TOTAL TECHNOLOGY FUND | | 31,000.00 | 31,000.00 | .00 | 25,059.06 | .00 | 5,940.94 | 80.8 | .00 |

ASSETS

| | |
|-------------------------------|-----------|
| ----- | |
| CURRENT ASSETS | |
| CASH - BANK CHECKING | 12,585.58 |
| | ----- |
| TOTAL CURRENT ASSETS | 12,585.58 |
| | ----- |
| OTHER ASSETS | |
| ESTIMATED REVENUES | 500.00 |
| LESS: REVENUES RECEIVED | 1,042.17- |
| | ----- |
| TOTAL OTHER ASSETS | 542.17- |
| | ----- |
| TOTAL ASSETS | 12,043.41 |
| | ===== |
| ----- | |
| LIABILITIES AND FUND BALANCE | |
| ----- | |
| CURRENT LIABILITIES | |
| | ----- |
| TOTAL CURRENT LIABILITIES | .00 |
| | ----- |
| OTHER LIABILITIES | |
| APPROPRIATIONS | 7,000.00 |
| | ----- |
| TOTAL OTHER LIABILITIES | 7,000.00 |
| | ----- |
| FUND BALANCE | |
| CURRENT FUND BALANCE | 11,543.41 |
| BUDGETED FUND BALANCE | 6,500.00- |
| | ----- |
| TOTAL FUND BALANCE | 5,043.41 |
| | ----- |
| TOTAL LIABILITIES & FUND BAL. | 12,043.41 |
| | ===== |

Run Date: 10/29/21
 Run Time: 10:13:22
 gjprcons 1.00.1

Statement of Revenues -- (Fund: 037)
 CORYELL COUNTY
 Consolidated Financials
 Monthly Financial Statement of Revenues
 For the Month Ending: SEPTEMBER 30, 2021

| Description | Account Number | Beg Budget | Cur Budget | M-T-D | Y-T-D | Balance | % | Budget Change |
|-------------------------------|-----------------|------------|------------|-------|----------|---------|---------|---------------|
| REVENUE - CHILD ABUSE PVTN FD | | | | | | | | |
| DISTRICT CLERK | 4-037-0340-0700 | 500.00 | 500.00 | .00 | 1,042.17 | 542.17 | - 208.4 | .00 |
| TOTAL REVENUE | | 500.00 | 500.00 | .00 | 1,042.17 | 542.17 | - 208.4 | .00 |

Run Date: 10/29/21
 Run Time: 10:13:22
 gjprcons 1.00.i

Statement of Expenses --- (Fund: 037)
 CORVELL COUNTY
 Consolidated Financials
 Monthly Financial Statement of Expenses
 For the Month Ending: SEPTEMBER 30, 2021

| Description | Account Number | Beg Budget | Cur Budget | M-T-D | Y-T-D | Encumbrance | Balance % | Budget Change |
|-------------------------------|-----------------|------------|------------|-------|-------|-------------|-----------|---------------|
| EXPENSE - CHILD ABUSE PVTN FD | | | | | | | | |
| MISCELLANEOUS | 5-037-0001-0495 | 7,000.00 | 7,000.00 | .00 | .00 | .00 | 7,000.00 | .0 |
| TOTAL EXPENSE | | 7,000.00 | 7,000.00 | .00 | .00 | .00 | 7,000.00 | .0 |

Run Date: 10/29/21
Run Time: 10:13:22
glprcons 1.00.i

CORYELL COUNTY
BALANCE SHEET-INTEREST & SINKING FUND--060
SEPTEMBER 30, 2021

Page 46

ASSETS

| | |
|-------------------------------|-------------|
| ----- | |
| CURRENT ASSETS | |
| CASH - BANK CHECKING | 15,291.71 |
| | ----- |
| TOTAL CURRENT ASSETS | 15,291.71 |
| | ----- |
| OTHER ASSETS | |
| ESTIMATED REVENUES | 940,442.86 |
| LESS: REVENUES RECEIVED | 952,415.71- |
| | ----- |
| TOTAL OTHER ASSETS | 11,972.85- |
| | ----- |
| TOTAL ASSETS | 3,318.86 |
| | ===== |
| LIABILITIES AND FUND BALANCE | |
| ----- | |
| CURRENT LIABILITIES | |
| | ----- |
| TOTAL CURRENT LIABILITIES | .00 |
| | ----- |
| OTHER LIABILITIES | |
| APPROPRIATIONS | 950,432.86 |
| LESS: EXPENDITURES | 947,110.01- |
| | ----- |
| TOTAL OTHER LIABILITIES | 3,322.85 |
| | ----- |
| FUND BALANCE | |
| CURRENT FUND BALANCE | 9,986.01 |
| BUDGETED FUND BALANCE | 9,990.00- |
| | ----- |
| TOTAL FUND BALANCE | 3.99- |
| | ----- |
| TOTAL LIABILITIES & FUND BAL. | 3,318.86 |
| | ===== |

| Description | Account Number | Beg Budget | Cur Budget | M-T-D | Y-T-D | Balance % | Budget Change |
|-----------------------------------|-----------------|------------|------------|-------|------------|------------------|---------------|
| REVENUE - INTEREST & SINKING FUND | | | | | | | |
| PROPERTY TAXES | 4-060-0310-0130 | 940,442.86 | 940,442.86 | .00 | 952,415.71 | 11,972.85- 101.3 | .00 |
| TOTAL REVENUE | | 940,442.86 | 940,442.86 | .00 | 952,415.71 | 11,972.85- 101.3 | .00 |

| Description | Account Number | Beg Budget | Cur Budget | M-T-D | Y-T-D | Encumbrance | Balance | % | Budget Change |
|-----------------------------------|-----------------|------------|------------|-------|------------|-------------|----------|------|---------------|
| EXPENSE - INTEREST & SINKING FUND | | | | | | | | | |
| PRINCIPAL | 5-060-0000-0610 | 845,529.23 | 845,529.23 | .00 | 842,312.17 | .00 | 3,217.06 | 99.6 | .00 |
| INTEREST | 5-060-0000-0650 | 104,903.63 | 104,903.63 | .00 | 104,797.84 | .00 | 105.79 | 99.9 | .00 |
| TOTAL - INTEREST & SINKIN | | 950,432.86 | 950,432.86 | .00 | 947,110.01 | .00 | 3,322.85 | 99.7 | .00 |

ASSETS

| | |
|-------------------------------|--------------|
| ----- | |
| CURRENT ASSETS | |
| CASH - BANK CHECKING | 1,711,803.59 |
| | ----- |
| TOTAL CURRENT ASSETS | 1,711,803.59 |
| | ----- |
| OTHER ASSETS | |
| ESTIMATED REVENUES | 414,278.49 |
| LESS: REVENUES RECEIVED | 421,841.24- |
| | ----- |
| TOTAL OTHER ASSETS | 7,562.75- |
| | ----- |
| TOTAL ASSETS | 1,704,240.84 |
| | ===== |
| | |
| LIABILITIES AND FUND BALANCE | |
| ----- | |
| CURRENT LIABILITIES | |
| | ----- |
| TOTAL CURRENT LIABILITIES | .00 |
| | ----- |
| OTHER LIABILITIES | |
| APPROPRIATIONS | 1,250,000.00 |
| LESS: EXPENDITURES | 43,541.39- |
| | ----- |
| TOTAL OTHER LIABILITIES | 1,206,458.61 |
| | ----- |
| FUND BALANCE | |
| CURRENT FUND BALANCE | 1,333,503.74 |
| BUDGETED FUND BALANCE | 835,721.51- |
| | ----- |
| TOTAL FUND BALANCE | 497,782.23 |
| | ----- |
| TOTAL LIABILITIES & FUND BAL. | 1,704,240.84 |
| | ===== |

| Description | Account Number | Beg Budget | Cur Budget | M-T-D | Y-T-D | Balance | % | Budget Change |
|--------------------------------|-----------------|------------|------------|-------|------------|-----------|-------|---------------|
| REV - CAPITAL IMPROVEMENT FUND | | | | | | | | |
| PROPERTY TAXES | 4-070-0310-0130 | 414,278.49 | 414,278.49 | .00 | 421,841.24 | 7,562.75- | 101.8 | .00 |
| TOTAL - CAPITAL IMPROVEME | | 414,278.49 | 414,278.49 | .00 | 421,841.24 | 7,562.75- | 101.8 | .00 |

| Description | Account Number | Beg Budget | Cur Budget | M-T-D | Y-T-D | Encumbrance | Balance | % | Budget Change |
|--------------------------------|-----------------|--------------|--------------|-------|-----------|-------------|--------------|-----|---------------|
| EXP - CAPITAL IMPROVEMENT FUND | | | | | | | | | |
| NEW CONSTRUCTION | 5-070-0000-0530 | 1,100,000.00 | 1,100,000.00 | .00 | 43,541.39 | .00 | 1,056,458.61 | 4.0 | .00 |
| BUILDING RENOVATION | 5-070-0000-0532 | 25,000.00 | 25,000.00 | .00 | .00 | .00 | 25,000.00 | .0 | .00 |
| CAPITAL PURCHASE | 5-070-0000-0535 | 100,000.00 | 100,000.00 | .00 | .00 | .00 | 100,000.00 | .0 | .00 |
| OFFICE FURN & EQUIP | 5-070-0000-0572 | 25,000.00 | 25,000.00 | .00 | .00 | .00 | 25,000.00 | .0 | .00 |
| TOTAL - CAPITAL IMPROVEME | | 1,250,000.00 | 1,250,000.00 | .00 | 43,541.39 | .00 | 1,206,458.61 | 3.5 | .00 |

ASSETS

| | |
|-------------------------------|-------------|
| ----- | |
| CURRENT ASSETS | |
| CASH - FIRE DEPARTMENTS FUND | 33,510.64 |
| | ----- |
| TOTAL CURRENT ASSETS | 33,510.64 |
| | ----- |
| OTHER ASSETS | |
| ESTIMATED REVENUES | 437,189.34 |
| LESS: REVENUES RECEIVED | 442,933.30- |
| | ----- |
| TOTAL OTHER ASSETS | 5,743.96- |
| | ----- |
| TOTAL ASSETS | 27,766.68 |
| | ===== |
| | |
| LIABILITIES AND FUND BALANCE | |
| ----- | |
| CURRENT LIABILITIES | |
| | ----- |
| TOTAL CURRENT LIABILITIES | .00 |
| | ----- |
| OTHER LIABILITIES | |
| APPROPRIATIONS | 457,171.20 |
| LESS: EXPENDITURES | 430,840.35- |
| | ----- |
| TOTAL OTHER LIABILITIES | 26,330.85 |
| | ----- |
| FUND BALANCE | |
| CURRENT FUND BALANCE | 21,417.69 |
| BUDGETED FUND BALANCE | 19,981.86- |
| | ----- |
| TOTAL FUND BALANCE | 1,435.83 |
| | ----- |
| TOTAL LIABILITIES & FUND BAL. | 27,766.68 |
| | ===== |

| Description | Account Number | Beg Budget | Cur Budget | M-T-D | Y-T-D | Balance | % | Budget Change |
|-----------------------------|-----------------|------------|------------|-------|------------|-----------|-------|---------------|
| REV - FIRE DEPARTMENTS FUND | | | | | | | | |
| PROPERTY TAXES | 4-072-0310-0130 | 437,189.34 | 437,189.34 | .00 | 442,933.30 | 5,743.96- | 101.3 | .00 |
| TOTAL - FIRE DEPARTMENTS | | 437,189.34 | 437,189.34 | .00 | 442,933.30 | 5,743.96- | 101.3 | .00 |

| Description | Account Number | Beg Budget | Cur Budget | M-T-D | Y-T-D | Encumbrance | Balance | % | Budget Change |
|-----------------------------|-----------------|------------|------------|-------|------------|-------------|-----------|-------|---------------|
| EXP - FIRE DEPARTMENTS FUND | | | | | | | | | |
| MISCELLANEOUS | 5-072-0000-0495 | 40,800.40 | 40,800.40 | .00 | 14,469.55 | .00 | 26,330.85 | 35.5 | .00 |
| COPPERAS COVE FD | 5-072-0001-0408 | 73,536.14 | 73,536.14 | .00 | 73,536.14 | .00 | .00 | 100.0 | .00 |
| EVANT VFD | 5-072-0002-0408 | 35,479.01 | 35,479.01 | .00 | 35,479.01 | .00 | .00 | 100.0 | .00 |
| FLAT VFD | 5-072-0003-0408 | 32,730.46 | 32,730.46 | .00 | 32,730.46 | .00 | .00 | 100.0 | .00 |
| GATESVILLE VFD | 5-072-0005-0408 | 135,000.00 | 135,000.00 | .00 | 135,000.00 | .00 | .00 | 100.0 | .00 |
| JONESBORO VFD | 5-072-0006-0408 | 23,629.66 | 23,629.66 | .00 | 23,629.66 | .00 | .00 | 100.0 | .00 |
| OGLESBY VFD | 5-072-0008-0408 | 38,343.19 | 38,343.19 | .00 | 38,343.19 | .00 | .00 | 100.0 | .00 |
| TURNERSVILLE VFD | 5-072-0009-0408 | 28,560.45 | 28,560.45 | .00 | 28,560.45 | .00 | .00 | 100.0 | .00 |
| LEVITA VFD | 5-072-0010-0408 | 28,572.45 | 28,572.45 | .00 | 28,572.45 | .00 | .00 | 100.0 | .00 |
| CORYELL CITY VFD | 5-072-0011-0408 | 20,519.44 | 20,519.44 | .00 | 20,519.44 | .00 | .00 | 100.0 | .00 |
| TOTAL - FIRE DEPARTMENTS | | 457,171.20 | 457,171.20 | .00 | 430,840.35 | .00 | 26,330.85 | 94.2 | .00 |

ASSETS

CURRENT ASSETS

| | |
|---------------------------|-----------|
| CASH - COUNTY ATTORNEY | 31,327.84 |
| CASH - DIST ATTORNEY | 33,972.24 |
| CASH - JUSTICE COURTS PTD | 69,264.27 |

TOTAL CURRENT ASSETS 134,564.35

OTHER ASSETS

| | |
|-------------------------|------------|
| ESTIMATED REVENUES | 49,400.00 |
| LESS: REVENUES RECEIVED | 39,328.34- |

TOTAL OTHER ASSETS 10,071.66

TOTAL ASSETS 144,636.01

LIABILITIES AND FUND BALANCE

CURRENT LIABILITIES

| | |
|------------------|-----------|
| ACCOUNTS PAYABLE | 15,000.00 |
|------------------|-----------|

TOTAL CURRENT LIABILITIES 15,000.00

OTHER LIABILITIES

| | |
|--------------------|------------|
| APPROPRIATIONS | 101,548.60 |
| LESS: EXPENDITURES | 47,460.94- |

TOTAL OTHER LIABILITIES 54,087.66

FUND BALANCE

| | |
|-----------------------|------------|
| CURRENT FUND BALANCE | 127,696.95 |
| BUDGETED FUND BALANCE | 52,148.60- |

TOTAL FUND BALANCE 75,548.35

TOTAL LIABILITIES & FUND BAL. 144,636.01

Statement of Revenues -- (Fund: 074)
 CORYELL COUNTY
 Consolidated Financials
 Monthly Financial Statement of Revenues
 For the Month Ending: SEPTEMBER 30, 2021

Run Date: 10/29/21
 Run Time: 10:13:22
 g\prcons 1.00.1

| Description | Account Number | Beg Budget | Cur Budget | M-T-D | Y-T-D | Balance | % | Budget Change |
|-------------------------------|-----------------|------------|------------|-------|-----------|-----------|-------|---------------|
| REVENUE - PRE-TRIAL DIVERSION | | | | | | | | |
| JUSTICE COURTS | 4-074-2460-0300 | 25,000.00 | 25,000.00 | .00 | 19,238.00 | 5,762.00 | 77.0 | .00 |
| COUNTY ATTORNEY | 4-074-3475-0300 | 35,000.00 | 35,000.00 | .00 | 34,232.50 | 767.50 | 97.8 | .00 |
| DISTRICT ATTORNEY | 4-074-3476-0300 | 7,000.00 | 7,000.00 | .00 | 12,227.84 | 5,227.84 | 174.7 | .00 |
| TRANSFER OUT-GEN FUND | 4-074-3700-0010 | 10,600.00 | 10,600.00 | .00 | 7,000.00 | 3,600.00 | .0 | .00 |
| TRANSFER TO VICTIMS FUND | 4-074-3700-0125 | 7,000.00 | 7,000.00 | .00 | 19,370.00 | 8,770.00 | 182.7 | .00 |
| TRANSFER TO GEN FD | 4-074-3700-0126 | 49,400.00 | 49,400.00 | .00 | 39,328.34 | 10,071.66 | 79.6 | .00 |
| TOTAL REVENUE | | 49,400.00 | 49,400.00 | .00 | 39,328.34 | 10,071.66 | 79.6 | .00 |

| Description | Account Number | Beg Budget | Cur Budget | M-T-D | Y-T-D | Encumbrance | Balance | % | Budget Change |
|-------------------------------|-----------------|------------|------------|-------|-----------|-------------|-----------|-------|---------------|
| EXPENSE - PRE-TRIAL DIVERSION | | | | | | | | | |
| JUSTICE COURTS | | | | | | | | | |
| OFFICE SUPPLIES | 5-074-2460-0310 | 5,000.00 | 5,000.00 | .00 | .00 | .00 | 5,000.00 | .0 | .00 |
| SOFTWARE MAINTENANCE | 5-074-2460-0453 | 10,000.00 | 10,000.00 | .00 | 763.25 | .00 | 9,236.75 | 7.6 | .00 |
| MISCELLANEOUS | 5-074-2460-0495 | 5,000.00 | 5,000.00 | .00 | 3,000.00 | .00 | 2,000.00 | 60.0 | .00 |
| OFFICE EQUIPMENT | 5-074-2460-0572 | 5,000.00 | 5,000.00 | .00 | .00 | .00 | 5,000.00 | .0 | .00 |
| TOTAL JP PRE-TRIAL DIV | | 25,000.00 | 25,000.00 | .00 | 3,763.25 | .00 | 21,236.75 | 15.1 | .00 |
| COUNTY ATTORNEY PRE-TRIAL DIV | | | | | | | | | |
| SALARY-OTHER | 5-074-3475-0109 | 3,500.08 | 3,500.08 | .00 | 3,000.12 | .00 | 499.96 | 85.7 | .00 |
| SOCIAL SECURITY | 5-074-3475-0201 | 500.00 | 500.00 | .00 | 229.56 | .00 | 270.44 | 45.9 | .00 |
| HEALTH INSURANCE | 5-074-3475-0202 | 20,000.00 | 20,000.00 | .00 | 10,500.20 | .00 | 9,499.80 | 52.5 | .00 |
| RETIREMENT | 5-074-3475-0203 | 375.00 | 375.00 | .00 | 317.88 | .00 | 57.12 | 84.8 | .00 |
| OFFICE SUPPLIES | 5-074-3475-0310 | 2,000.00 | 2,000.00 | .00 | .00 | .00 | 2,000.00 | .0 | .00 |
| TELEPHONE | 5-074-3475-0420 | 500.00 | 500.00 | .00 | 240.19 | .00 | 259.81 | 48.0 | .00 |
| INTERNET SERVICE | 5-074-3475-0421 | 1,500.00 | 1,500.00 | .00 | 1,347.74 | .00 | 152.26 | 89.9 | .00 |
| TRAVEL-OUT OF COUNTY | 5-074-3475-0425 | 5,000.00 | 5,000.00 | .00 | 4,317.75 | .00 | 682.25 | 86.4 | .00 |
| SOFTWARE MAINTENANCE | 5-074-3475-0453 | 2,000.00 | 2,000.00 | .00 | 670.60 | .00 | 1,329.40 | 33.5 | .00 |
| DUES | 5-074-3475-0481 | 750.00 | 750.00 | .00 | 177.50 | .00 | 572.50 | 23.7 | .00 |
| MISCELLANEOUS | 5-074-3475-0495 | 3,000.00 | 3,000.00 | .00 | 3,672.05 | .00 | 3,327.95 | 52.5 | .00 |
| OFFICE EQUIPMENT | 5-074-3475-0572 | 3,000.00 | 3,000.00 | .00 | .00 | .00 | 3,000.00 | .0 | .00 |
| TOTAL COUNTY ATTORNEY | | 46,125.08 | 46,125.08 | .00 | 24,473.59 | .00 | 21,651.49 | 53.1 | .00 |
| DISTRICT ATTNY PRE-TRIAL DIV | | | | | | | | | |
| SALARY-OTHER | 5-074-3476-0109 | 6,030.00 | 6,030.00 | .00 | 6,030.00 | .00 | .00 | 100.0 | .00 |
| SOCIAL SECURITY | 5-074-3476-0201 | 461.40 | 461.40 | .00 | 461.40 | .00 | .00 | 100.0 | .00 |
| HEALTH INSURANCE | 5-074-3476-0202 | 4,655.31 | 4,655.31 | .00 | .00 | .00 | 4,655.31 | .0 | .00 |
| RETIREMENT | 5-074-3476-0203 | 696.81 | 696.81 | .00 | 635.80 | .00 | 61.01 | 91.2 | .00 |
| CONTRACT SERVICES | 5-074-3476-0209 | 12,000.00 | 12,000.00 | .00 | 12,000.00 | .00 | .00 | 100.0 | .00 |
| CASE PREPARATION | 5-074-3476-0416 | 4,080.00 | 4,080.00 | .00 | .00 | .00 | 4,080.00 | .0 | .00 |
| SOFTWARE MAINTENANCE | 5-074-3476-0453 | 500.00 | 500.00 | .00 | .00 | .00 | 500.00 | .0 | .00 |
| DUES | 5-074-3476-0481 | 1,000.00 | 1,000.00 | .00 | .00 | .00 | 1,000.00 | .0 | .00 |
| MISCELLANEOUS | 5-074-3476-0495 | 1,000.00 | 1,000.00 | .00 | 96.90 | .00 | 903.10 | 9.7 | .00 |
| TOTAL DIST ATTORNEY | | 30,423.52 | 30,423.52 | .00 | 19,224.10 | .00 | 11,199.42 | 63.2 | .00 |
| TOTAL - PRE-TRIAL DIVERSI | | 101,548.60 | 101,548.60 | .00 | 47,460.94 | .00 | 54,087.66 | 46.7 | .00 |

ASSETS

CURRENT ASSETS
CASH - BANK CHECKING 19,182.06
SECURITY DEPOSIT-A FREEDOM 50,000.00

TOTAL CURRENT ASSETS 69,182.06

OTHER ASSETS
LESS: REVENUES RECEIVED 1,515.00-

TOTAL OTHER ASSETS 1,515.00-

TOTAL ASSETS 67,667.06
=====

LIABILITIES AND FUND BALANCE

CURRENT LIABILITIES
DEPOSITS PAYABLE 50,000.00

TOTAL CURRENT LIABILITIES 50,000.00

OTHER LIABILITIES

TOTAL OTHER LIABILITIES .00

FUND BALANCE
CURRENT FUND BALANCE 17,667.06

TOTAL FUND BALANCE 17,667.06

TOTAL LIABILITIES & FUND BAL. 67,667.06
=====

| Description | Account Number | Beg Budget | Cur Budget | M-T-D | Y-T-D | Balance | % | Budget Change |
|---------------------------|-----------------|------------|------------|-------|----------|-----------|----|---------------|
| REVENUE - BAIL BOND BOARD | | | | | | | | |
| BAIL BONDSMAN FEES | 4-075-0000-0125 | .00 | .00 | .00 | 1,515.00 | 1,515.00- | .0 | .00 |
| TOTAL REVENUE | | .00 | .00 | .00 | 1,515.00 | 1,515.00- | .0 | .00 |

Run Date: 10/29/21
Run Time: 10:13:22
glprcons 1.00.i

CORYELL COUNTY
BALANCE SHEET-HOT CHECK COLLECTION FUND--076
SEPTEMBER 30, 2021

Page 61

ASSETS

CURRENT ASSETS
CASH-HOT CHECK FEES/CTY ATTNY 3,336.06

TOTAL CURRENT ASSETS 3,336.06

OTHER ASSETS
ESTIMATED REVENUES 3,221.00
LESS: REVENUES RECEIVED 729.00-

TOTAL OTHER ASSETS 2,492.00

TOTAL ASSETS 5,828.06
=====

LIABILITIES AND FUND BALANCE

CURRENT LIABILITIES
TOTAL CURRENT LIABILITIES .00

OTHER LIABILITIES
APPROPRIATIONS 10,718.10
LESS: EXPENDITURES 10,717.48-

TOTAL OTHER LIABILITIES .62

FUND BALANCE
CURRENT FUND BALANCE 13,324.54
BUDGETED FUND BALANCE 7,497.10-

TOTAL FUND BALANCE 5,827.44

TOTAL LIABILITIES & FUND BAL. 5,828.06
=====

| Description | Account Number | Beg Budget | Cur Budget | M-T-D | Y-T-D | Balance | % | Budget Change |
|-------------------------------------|-----------------|------------|------------|-------|--------|----------|------|---------------|
| REVENUE - HOT CHECK COLLECTION FUND | | | | | | | | |
| COUNTY ATTORNEY FEES | 4-076-3475-0300 | 2,500.00 | 3,221.00 | .00 | 729.00 | 2,492.00 | 22.6 | 721.00 |
| TOTAL REVENUE | | 2,500.00 | 3,221.00 | .00 | 729.00 | 2,492.00 | 22.6 | 721.00 |
| TRANSFERS OUT | | | | | | | | |
| TOTAL TRANSFERS OUT | | .00 | .00 | .00 | .00 | .00 | .0 | .00 |
| NET REVENUE | | 2,500.00 | 3,221.00 | .00 | 729.00 | 2,492.00 | 22.6 | 721.00 |

| Description | Account Number | Beg Budget | Cur Budget | M-T-D | Y-T-D | Encumbrance | Balance | % | Budget Change |
|-------------------------------------|-----------------|------------|------------|-------|-----------|-------------|---------|-------|---------------|
| EXPENSE - HOT CHECK COLLECITON FUND | | | | | | | | | |
| COUNTY ATTORNEY HOT CHECK COLL | | | | | | | | | |
| SALARIES - OTHER | 5-076-3475-0109 | 7,454.00 | 8,170.72 | .00 | 8,170.10 | .00 | .62 | 100.0 | 716.72 |
| SOCIAL SECURITY | 5-076-3475-0201 | 684.19 | 664.22 | .00 | 664.22 | .00 | .00 | 100.0 | -19.97 |
| RETIREMENT | 5-076-3475-0203 | 767.31 | 791.56 | .00 | 791.56 | .00 | .00 | 100.0 | 24.25 |
| TOTAL SALARY & FRINGE | | 8,905.50 | 9,626.50 | .00 | 9,625.88 | .00 | .62 | 100.0 | 721.00 |
| MISCELLANEOUS | 5-076-3475-0495 | 1,091.60 | 1,091.60 | .00 | 1,091.60 | .00 | .00 | 100.0 | .00 |
| TOTAL COUNTY ATTORNEY | | 9,997.10 | 10,718.10 | .00 | 10,717.48 | .00 | .62 | 100.0 | 721.00 |
| DISTRICT ATTY HOT CHECK COLL | | | | | | | | | |
| TOTAL DISTRICT ATTY | | .00 | .00 | .00 | .00 | .00 | .00 | .0 | .00 |
| TOTAL - HOT CHECK COLLECT | | 9,997.10 | 10,718.10 | .00 | 10,717.48 | .00 | .62 | 100.0 | 721.00 |

ASSETS

| | |
|----------------------|----------|
| CURRENT ASSETS | |
| CASH - BANK CHECKING | 2,526.90 |
| | ----- |
| TOTAL CURRENT ASSETS | 2,526.90 |
| | ----- |
| OTHER ASSETS | |
| ESTIMATED REVENUES | 600.00 |
| | ----- |
| TOTAL OTHER ASSETS | 600.00 |
| | ----- |
| TOTAL ASSETS | 3,126.90 |
| | ===== |

LIABILITIES AND FUND BALANCE

| | |
|-------------------------------|-----------|
| CURRENT LIABILITIES | |
| | ----- |
| TOTAL CURRENT LIABILITIES | .00 |
| | ----- |
| OTHER LIABILITIES | |
| APPROPRIATIONS | 2,000.00 |
| | ----- |
| TOTAL OTHER LIABILITIES | 2,000.00 |
| | ----- |
| FUND BALANCE | |
| CURRENT FUND BALANCE | 2,526.90 |
| BUDGETED FUND BALANCE | 1,400.00- |
| | ----- |
| TOTAL FUND BALANCE | 1,126.90 |
| | ----- |
| TOTAL LIABILITIES & FUND BAL. | 3,126.90 |
| | ===== |

| Description | Account Number | Beg Budget | Cur Budget | M-T-D | Y-T-D | Balance | % | Budget Change |
|--------------------------------|-----------------|------------|------------|-------|-------|---------|----|---------------|
| REV - VEHICLE INV TAX INTEREST | | | | | | | | |
| CO. TAX COLLECTOR | 4-077-4499-0500 | 600.00 | 600.00 | .00 | .00 | 600.00 | .0 | .00 |
| TOTAL REV - VEH INV TAX I | | 600.00 | 600.00 | .00 | .00 | 600.00 | .0 | .00 |

| Description | Account Number | Beg Budget | Cur Budget | M-T-D | Y-T-D | Encumbrance | Balance | % | Budget Change |
|---------------------------|-----------------|------------|------------|-------|-------|-------------|----------|----|---------------|
| EXP - VEHICLE INV TAX INT | | | | | | | | | |
| MISCELLANEOUS | 5-077-4499-0495 | 2,000.00 | 2,000.00 | .00 | .00 | .00 | 2,000.00 | .0 | .00 |
| TOTAL EXP - VEH INV TAX I | | 2,000.00 | 2,000.00 | .00 | .00 | .00 | 2,000.00 | .0 | .00 |

ASSETS

CURRENT ASSETS

CASH-FORFEITURE/DIST ATTNY 15,875.58
CASH-FORFEITURE/SHERIFF 2,046.81
CASH - SEIZED FUNDS 108,471.09

TOTAL CURRENT ASSETS 126,393.48

OTHER ASSETS

LESS: REVENUES RECEIVED 5,431.56-

TOTAL OTHER ASSETS 5,431.56-

TOTAL ASSETS 120,961.92

LIABILITIES AND FUND BALANCE

CURRENT LIABILITIES

ACCOUNTS PAYABLE 108,471.09

TOTAL CURRENT LIABILITIES 108,471.09

OTHER LIABILITIES

APPROPRIATIONS 9,000.00
LESS: EXPENDITURES 133.94-

TOTAL OTHER LIABILITIES 8,866.06

FUND BALANCE

CURRENT FUND BALANCE 12,624.77
BUDGETED FUND BALANCE 9,000.00-

TOTAL FUND BALANCE 3,624.77

TOTAL LIABILITIES & FUND BAL. 120,961.92

| Description | Account Number | Beg Budget | Cur Budget | M-T-D | Y-T-D | Balance | % | Budget Change |
|----------------------------|-----------------|------------|------------|-------|----------|-----------|----|---------------|
| REVENUE - FORFEITURE FUNDS | | | | | | | | |
| DIST ATTNY FORFEITURE FUN | 4-078-0000-0600 | .00 | .00 | .00 | 5,431.56 | 5,431.56- | .0 | .00 |
| TOTAL REVENUE | | .00 | .00 | .00 | 5,431.56 | 5,431.56- | .0 | .00 |
| TRANSFERS OUT | | | | | | | | |
| TOTAL TRANSFER OUT | | .00 | .00 | .00 | .00 | .00 | .0 | .00 |
| NET REVENUE | | .00 | .00 | .00 | 5,431.56 | 5,431.56- | .0 | .00 |

Statement of Expenses -- (Fund: 078)
 CORYELL COUNTY
 Consolidated Financials
 Monthly Financial Statement of Expenses
 For the Month Ending: SEPTEMBER 30, 2021

| Description | Account Number | Beg Budget | Cur Budget | M-T-D | Y-T-D | Encumbrance | Balance | % | Budget Change |
|----------------------------|-----------------|------------|------------|-------|--------|-------------|----------|------|---------------|
| EXPENSE - FORFEITURE FUNDS | | | | | | | | | |
| DISTRICT ATTORNEY FUNDS | | | | | | | | | |
| REPAIR AND MAINT. | 5-078-0001-0452 | 5,000.00 | 5,000.00 | .00 | .00 | .00 | 5,000.00 | .0 | .00 |
| MISCELLANEOUS | 5-078-0001-0495 | 1,000.00 | 1,000.00 | .00 | 133.94 | .00 | 866.06 | 13.4 | .00 |
| OFFICE EQUIPMENT | 5-078-0001-0372 | 1,000.00 | 1,000.00 | .00 | .00 | .00 | 1,000.00 | .0 | .00 |
| TOTAL DA FUNDS | | 7,000.00 | 7,000.00 | .00 | 133.94 | .00 | 6,866.06 | 1.9 | .00 |
| SHERIFF FUNDS | | | | | | | | | |
| MISCELLANEOUS | 5-078-0002-0495 | 2,000.00 | 2,000.00 | .00 | .00 | .00 | 2,000.00 | .0 | .00 |
| TOTAL SHERIFF FUNDS | | 2,000.00 | 2,000.00 | .00 | .00 | .00 | 2,000.00 | .0 | .00 |
| TOTAL EXPENSE | | 9,000.00 | 9,000.00 | .00 | 133.94 | .00 | 8,866.06 | 1.5 | .00 |

ASSETS

| | |
|--------------------------|------------|
| CURRENT ASSETS | |
| CASH - BANK MONEY MARKET | 271,007.98 |
| TOTAL CURRENT ASSETS | 271,007.98 |
| OTHER ASSETS | |
| LESS: REVENUES RECEIVED | 6,254.56- |
| TOTAL OTHER ASSETS | 6,254.56- |
| TOTAL ASSETS | 264,753.42 |

LIABILITIES AND FUND BALANCE

| | |
|-------------------------------|------------|
| CURRENT LIABILITIES | |
| TOTAL CURRENT LIABILITIES | .00 |
| OTHER LIABILITIES | |
| TOTAL OTHER LIABILITIES | .00 |
| FUND BALANCE | |
| CURRENT FUND BALANCE | 264,753.42 |
| TOTAL FUND BALANCE | 264,753.42 |
| TOTAL LIABILITIES & FUND BAL. | 264,753.42 |

| Description | Account Number | Beg Budget | Cur Budget | M-T-D | Y-T-D | Balance | % | Budget Change |
|-------------------------------|-----------------|------------|------------|-------|---------------|----------------|----|---------------|
| REVENUE - CURRENT FUND | | | | | | | | |
| COUNTY JUDGE | 4-100-0000-0100 | .00 | .00 | .00 | 70,490.00 | 70,490.00- | .0 | .00 |
| COUNTY SHERIFF | 4-100-0000-0200 | .00 | .00 | .00 | 20,622.42 | 20,622.42- | .0 | .00 |
| COUNTY CLERK | 4-100-0000-0400 | .00 | .00 | .00 | 991,399.70 | 991,399.70- | .0 | .00 |
| TAX ASSESSOR-COLL | 4-100-0000-0500 | .00 | .00 | .00 | 16,178,188.50 | 16,178,188.50- | .0 | .00 |
| DISTRICT CLERK | 4-100-0000-0700 | .00 | .00 | .00 | 546,368.22 | 546,368.22- | .0 | .00 |
| JP PRECT. 1 | 4-100-0000-0801 | .00 | .00 | .00 | 75,472.90 | 75,472.90- | .0 | .00 |
| JP PRECT. 2 | 4-100-0000-0802 | .00 | .00 | .00 | 171,436.80 | 171,436.80- | .0 | .00 |
| JP PRECT. 3 | 4-100-0000-0803 | .00 | .00 | .00 | 248,365.50 | 248,365.50- | .0 | .00 |
| JP PRECT. 4 | 4-100-0000-0804 | .00 | .00 | .00 | 170,420.70 | 170,420.70- | .0 | .00 |
| CONSTABLES | 4-100-0000-0900 | .00 | .00 | .00 | 8,685.00 | 8,685.00- | .0 | .00 |
| JUVENILE DIVERSION | 4-100-0000-0905 | .00 | .00 | .00 | 100.00 | 100.00- | .0 | .00 |
| TOTAL REVENUE | | .00 | .00 | .00 | 18,481,549.74 | 18,481,549.74- | .0 | .00 |
| TRANSFERS OUT | | | | | | | | |
| TO GENERAL FUND | 4-100-0700-0010 | .00 | .00 | .00 | 12,207,792.96 | 12,207,792.96 | .0 | .00 |
| TO UND ROAD & BRIDGE FD | 4-100-0700-0020 | .00 | .00 | .00 | 3,476,974.72 | 3,476,974.72 | .0 | .00 |
| TO LAW LIBRARY FUND | 4-100-0700-0030 | .00 | .00 | .00 | 28,291.69 | 28,291.69 | .0 | .00 |
| TO RECORDS MANAGEMENT FD | 4-100-0700-0031 | .00 | .00 | .00 | 300,167.13 | 300,167.13 | .0 | .00 |
| TO COURTHOUSE SECURITY FD | 4-100-0700-0032 | .00 | .00 | .00 | 31,644.03 | 31,644.03 | .0 | .00 |
| TO COURT REPORTER FUND | 4-100-0700-0033 | .00 | .00 | .00 | 16,211.69 | 16,211.69 | .0 | .00 |
| TO TECHNOLOGY FUND | 4-100-0700-0035 | .00 | .00 | .00 | 29,589.42 | 29,589.42 | .0 | .00 |
| ** NOT FOUND ** | 4-100-0700-0037 | .00 | .00 | .00 | 1,042.17 | 1,042.17 | .0 | .00 |
| TO INTEREST & SINKING FD | 4-100-0700-0060 | .00 | .00 | .00 | 952,415.71 | 952,415.71 | .0 | .00 |
| TO CAPITAL IMPROVEMENT FD | 4-100-0700-0070 | .00 | .00 | .00 | 421,841.24 | 421,841.24 | .0 | .00 |
| TO VOLUNTEER FIRE DEPTS | 4-100-0700-0072 | .00 | .00 | .00 | 442,933.30 | 442,933.30 | .0 | .00 |
| TO JP PRE-TRIAL DIV | 4-100-0700-0074 | .00 | .00 | .00 | 19,238.00 | 19,238.00 | .0 | .00 |
| TO STATE FEE AGENCY FD | 4-100-0700-0115 | .00 | .00 | .00 | 538,483.32 | 538,483.32 | .0 | .00 |
| TO HOT CHECK FUND | 4-100-0700-0701 | .00 | .00 | .00 | 179.00 | 179.00 | .0 | .00 |
| TO TEXAS PK&S & WILDLIFE | 4-100-0700-0703 | .00 | .00 | .00 | 1,995.80 | 1,995.80 | .0 | .00 |
| TO CHILD WELFARE AGENCIES | 4-100-0700-0704 | .00 | .00 | .00 | 6,495.00 | 6,495.00 | .0 | .00 |
| TOTAL TRANSFER OUT | | .00 | .00 | .00 | 18,475,295.18 | 18,475,295.18 | .0 | .00 |
| NET REVENUE | | .00 | .00 | .00 | 6,254.56 | 6,254.56- | .0 | .00 |

ASSETS

| | |
|-------------------------|---------------|
| ----- | |
| CURRENT ASSETS | |
| CASH - BANK CHECKING | 7,376,295.50 |
| TOTAL CURRENT ASSETS | 7,376,295.50 |
| ----- | |
| OTHER ASSETS | |
| LESS: REVENUES RECEIVED | 7,376,295.50- |
| TOTAL OTHER ASSETS | 7,376,295.50- |
| TOTAL ASSETS | .00 |
| ===== | |

LIABILITIES AND FUND BALANCE

| | |
|-------------------------------|-----|
| ----- | |
| CURRENT LIABILITIES | |
| TOTAL CURRENT LIABILITIES | .00 |
| ----- | |
| OTHER LIABILITIES | |
| TOTAL OTHER LIABILITIES | .00 |
| ----- | |
| FUND BALANCE | |
| TOTAL FUND BALANCE | .00 |
| TOTAL LIABILITIES & FUND BAL. | .00 |
| ===== | |

| Description | Account Number | Beg Budget | Cur Budget | M-T-D | Y-T-D | Balance % | Budget Change |
|----------------------|-----------------|------------|------------|-------|--------------|-----------|---------------|
| REVENUE -- ARP FUNDS | | | | | | | |
| ARP GRANT FUNDS | 4-101-0001-0125 | .00 | .00 | .00 | 7,376,295.50 | .0 | .00 |
| TOTAL -- ARP FUNDS | | .00 | .00 | .00 | 7,376,295.50 | .0 | .00 |

ASSETS

CURRENT ASSETS

| | |
|--------------------------------|------------|
| CASH - VOCA VICTIMS GRANT | 20,164.53- |
| CASH - BANK CHECKING LOCAL FDS | .08 |
| CASH - PVT GRANTS/DONATIONS | 2,010.63 |
| ACCOUNTS RECEIVABLE | 20,164.53 |

TOTAL CURRENT ASSETS 2,010.71

OTHER ASSETS

| | |
|-------------------------|------------|
| ESTIMATED REVENUES | 100,814.00 |
| LESS: REVENUES RECEIVED | 94,315.65- |

TOTAL OTHER ASSETS 6,498.35

TOTAL ASSETS 8,509.06

LIABILITIES AND FUND BALANCE

CURRENT LIABILITIES

TOTAL CURRENT LIABILITIES .00

OTHER LIABILITIES

| | |
|--------------------|------------|
| APPROPRIATIONS | 102,814.00 |
| LESS: EXPENDITURES | 95,671.05- |

TOTAL OTHER LIABILITIES 7,142.95

FUND BALANCE

| | |
|-----------------------|-----------|
| CURRENT FUND BALANCE | 3,366.11 |
| BUDGETED FUND BALANCE | 2,000.00- |

TOTAL FUND BALANCE 1,366.11

TOTAL LIABILITIES & FUND BAL. 8,509.06

Statement of Revenues --- (Fund: 102)
 CORVELL COUNTY
 Consolidated Financials
 Monthly Financial Statement of Revenues
 For the Month Ending: SEPTEMBER 30, 2021

| Description | Account Number | Seg Budget | Cur Budget | M-T-D | Y-T-D | Balance | % | Budget Change |
|---------------------------|-----------------|------------|------------|-------|-----------|----------|-------|---------------|
| REV - CRIME VICTIMS | | | | | | | | |
| VOCA GRANT FUNDS | 4-102-0001-0125 | 79,944.00 | 79,944.00 | .00 | 74,089.65 | 5,854.35 | 92.7 | .00 |
| MATCHING FUNDS | 4-102-0002-0126 | 19,370.00 | 19,370.00 | .00 | 19,370.00 | .00 | 100.0 | .00 |
| PRIVATE GRANTS/DONATIONS | 4-102-0003-0125 | 1,500.00 | 1,500.00 | .00 | 856.00 | 644.00 | 57.1 | .00 |
| TOTAL - CRIME VICTIMS FUN | | 100,814.00 | 100,814.00 | .00 | 94,315.65 | 6,498.35 | 93.6 | .00 |

| Description | Account Number | Beg Budget | Cur Budget | M-T-D | Y-T-D | Encumbrance | Balance | % | Budget Change |
|-------------------------------------|-----------------|------------|------------|-------|-----------|-------------|----------|-------|---------------|
| EXP - CRIME VICTIMS FUND | | | | | | | | | |
| CRIME VICTIMS CJD GRANT 2859104 | | | | | | | | | |
| SALARIES | 5-102-0001-0109 | 48,000.00 | 48,000.00 | .00 | 48,000.00 | .00 | .00 | 100.0 | .00 |
| SOCIAL SECURITY | 5-102-0001-0201 | 3,672.00 | 3,672.00 | .00 | 3,459.68 | .00 | 212.32 | 94.2 | .00 |
| HEALTH INSURANCE | 5-102-0001-0202 | 13,282.00 | 13,282.00 | .00 | 12,735.40 | .00 | 2,546.60 | 83.3 | .00 |
| RETIREMENT | 5-102-0001-0203 | 5,080.00 | 5,080.00 | .00 | 5,078.40 | .00 | 1.60 | 100.0 | .00 |
| UNEMPLOYMENT INS. | 5-102-0001-0206 | 30.00 | 30.00 | .00 | 25.91 | .00 | 4.09 | 86.4 | .00 |
| CONTRACT/PROFESSIONAL SVS | 5-102-0001-0209 | 2,580.00 | 2,580.00 | .00 | 2,020.75 | .00 | 559.25 | 78.3 | .00 |
| OFFICE SUPPLIES | 5-102-0001-0310 | 1,500.00 | 1,500.00 | .00 | 1,458.23 | .00 | 41.77 | 97.2 | .00 |
| TRAVEL | 5-102-0001-0425 | 3,000.00 | 3,000.00 | .00 | 1,739.53 | .00 | 2,260.47 | 24.7 | .00 |
| SOFTWARE MAINTENANCE | 5-102-0001-0453 | 800.00 | 800.00 | .00 | 571.75 | .00 | 228.25 | 71.5 | .00 |
| TOTAL - VOCA GRANT EXPENS | | 79,944.00 | 79,944.00 | .00 | 74,089.65 | .00 | 5,854.35 | 92.7 | .00 |
| CRIME VICTIMS - CASH MATCH | | | | | | | | | |
| SALARIES | 5-102-0002-0109 | 5,600.00 | 5,600.00 | .00 | 5,600.00 | .00 | .00 | 100.0 | .00 |
| TELEPHONE | 5-102-0002-0420 | 3,730.00 | 3,730.00 | .00 | 3,729.96 | .00 | .04 | 100.0 | .00 |
| UTILITIES | 5-102-0002-0440 | 6,240.00 | 6,240.00 | .00 | 6,240.00 | .00 | .00 | 100.0 | .00 |
| COPY MACHINE LEASE & REPA | 5-102-0002-0452 | 1,300.00 | 1,300.00 | .00 | 1,300.00 | .00 | .00 | 100.0 | .00 |
| SOFTWARE MAINTENANCE | 5-102-0002-0453 | 2,500.00 | 2,500.00 | .00 | 2,499.96 | .00 | .04 | 100.0 | .00 |
| TOTAL - CASH MATCH | | 19,370.00 | 19,370.00 | .00 | 19,369.92 | .00 | .08 | 100.0 | .00 |
| CRIME VICTIMS -PVT GRANTS/DONATIONS | | | | | | | | | |
| CANINE DONATIONS | 5-102-0003-0315 | .00 | .00 | .00 | 576.69 | .00 | 576.69 | 0 | .00 |
| MISCELLANEOUS | 5-102-0003-0495 | 3,500.00 | 3,500.00 | .00 | 1,634.79 | .00 | 1,865.21 | 46.7 | .00 |
| TOTAL - EXPENSE | | 3,500.00 | 3,500.00 | .00 | 2,211.48 | .00 | 1,288.52 | 63.2 | .00 |
| TOTAL - CRIME VICTIM FUND | | 102,814.00 | 102,814.00 | .00 | 95,671.05 | .00 | 7,142.95 | 93.1 | .00 |

ASSETS

| | |
|-----------------------------------|------------|
| ----- | |
| CURRENT ASSETS | |
| CASH - HOT TASK FORCE GRANT FUNDS | 7,454.47- |
| CASH-HOT COUNTY MATCH FUNDS | 813.01 |
| ACCOUNTS RECEIVABLE | 7,454.47 |
| | ----- |
| TOTAL CURRENT ASSETS | 813.01 |
| | ----- |
| OTHER ASSETS | |
| ESTIMATED REVENUES | 67,264.36 |
| LESS: REVENUES RECEIVED | 59,215.12- |
| | ----- |
| TOTAL OTHER ASSETS | 8,049.24 |
| | ----- |
| TOTAL ASSETS | 8,862.25 |
| | ===== |

LIABILITIES AND FUND BALANCE

| | |
|-------------------------------|------------|
| ----- | |
| CURRENT LIABILITIES | |
| | ----- |
| TOTAL CURRENT LIABILITIES | .00 |
| | ----- |
| OTHER LIABILITIES | |
| APPROPRIATIONS | 67,264.36 |
| LESS: EXPENDITURES | 66,484.91- |
| | ----- |
| TOTAL OTHER LIABILITIES | 779.45 |
| | ----- |
| FUND BALANCE | |
| CURRENT FUND BALANCE | 8,082.80 |
| | ----- |
| TOTAL FUND BALANCE | 8,082.80 |
| | ----- |
| TOTAL LIABILITIES & FUND BAL. | 8,862.25 |
| | ===== |

| Description | Account Number | Beg Budget | Cur Budget | M-T-D | Y-T-D | Balance | % | Budget Change |
|----------------------------------|-----------------|------------|------------|-------|-----------|----------|-------|---------------|
| REVENUE - H.O.T. AUTO TASK FORCE | | | | | | | | |
| TX AUTO THEFT PREVENTION | 4-103-0001-0125 | 47,542.08 | 47,542.08 | .00 | 39,492.12 | 8,049.96 | 83.1 | .00 |
| TRANSFER FROM GENERAL FUN | 4-103-0001-0126 | 19,722.28 | 19,722.28 | .00 | 19,723.00 | .72 | 100.0 | .00 |
| TOTAL REVENUE | | 67,264.36 | 67,264.36 | .00 | 59,215.12 | 8,049.24 | 88.0 | .00 |

| Description | Account Number | Req Budget | Cur Budget | M-T-D | Y-T-D | Encumbrance | Balance | % | Budget Change |
|----------------------------------|-----------------|------------|------------|-------|-----------|-------------|---------|-------|---------------|
| EXPENSE - H.O.T. AUTO TASK FORCE | | | | | | | | | |
| H.O.T. TASK FORCE COUNTY MATCH | | | | | | | | | |
| SALARY - INVESTIGATOR | 5-103-0001-0101 | 47,574.92 | 47,574.92 | .00 | 47,574.92 | .00 | .00 | 100.0 | .00 |
| TOTAL - GRANT EXPENSE | | 47,574.92 | 47,574.92 | .00 | 47,574.92 | .00 | .00 | 100.0 | .00 |
| H.O.T. TASK FORCE OTHER EXPENSE | | | | | | | | | |
| SALARY-INVESTIGATOR MATCH | 5-103-0002-0101 | 1,578.12 | 1,578.12 | .00 | 1,578.04 | .00 | .08 | 100.0 | .00 |
| SOCIAL SECURITY | 5-103-0002-0201 | 3,760.21 | 3,760.21 | .00 | 3,759.62 | .00 | .59 | 100.0 | .00 |
| HEALTH INSURANCE | 5-103-0002-0202 | 9,150.72 | 9,150.72 | .00 | 8,372.01 | .00 | 778.71 | 91.5 | .00 |
| RETIREMENT | 5-103-0002-0203 | 5,200.39 | 5,200.39 | .00 | 5,200.32 | .00 | .07 | 100.0 | .00 |
| TOTAL - COUNTY MATCH | | 19,689.44 | 19,689.44 | .00 | 18,909.99 | .00 | 779.45 | 96.0 | .00 |
| TOTAL EXPENSE | | 67,264.36 | 67,264.36 | .00 | 66,484.91 | .00 | 779.45 | 98.8 | .00 |

ASSETS

CURRENT ASSETS

TOTAL CURRENT ASSETS .00

OTHER ASSETS

TOTAL OTHER ASSETS .00

TOTAL ASSETS .00

LIABILITIES AND FUND BALANCE

CURRENT LIABILITIES

TOTAL CURRENT LIABILITIES .00

OTHER LIABILITIES

APPROPRIATIONS 22,125.07
LESS: EXPENDITURES 22,125.07-

TOTAL OTHER LIABILITIES .00

FUND BALANCE

CURRENT FUND BALANCE 22,125.07
BUDGETED FUND BALANCE 22,125.07-

TOTAL FUND BALANCE .00

TOTAL LIABILITIES & FUND BAL. .00

| Description | Account Number | Beg Budget | Cur Budget | M-T-D | Y-T-D | Encumbrance | Balance | % | Budget Change |
|--------------------------|-----------------|------------|------------|-------|-----------|-------------|----------|-------|---------------|
| EXP-HAVA CARES ACT GRANT | | | | | | | | | |
| CONTRACT SERVICES | 5-105-0001-0209 | 12,766.32 | 12,766.32 | .00 | 12,766.32 | .00 | .00 | 100.0 | .00 |
| SUPPLIES | 5-105-0001-0310 | 3,557.45 | 3,557.45 | .00 | 5,829.98 | .00 | 2,272.53 | 163.9 | .00 |
| MISCELLANEOUS | 5-105-0001-0495 | 1,376.34 | 1,376.34 | .00 | 1,376.34 | .00 | .00 | 100.0 | .00 |
| TOTAL - GRANT EXPENSE | | 17,700.11 | 17,700.11 | .00 | 19,972.64 | .00 | 2,272.53 | 112.8 | .00 |
| CONTRACT SERVICES | | | | | | | | | |
| SUPPLIES | 5-105-0002-0209 | 3,292.58 | 3,292.58 | .00 | 3,292.58 | .00 | .00 | 100.0 | .00 |
| MISCELLANEOUS | 5-105-0002-0310 | 889.38 | 889.38 | .00 | 1,383.13 | .00 | 2,272.53 | 155.5 | .00 |
| TOTAL - COUNTY MATCH | | 4,424.96 | 4,424.96 | .00 | 2,152.43 | .00 | 2,272.53 | 48.6 | .00 |
| TOTAL EXPENSE-HAVA CARES | | 22,125.07 | 22,125.07 | .00 | 22,125.07 | .00 | .00 | 100.0 | .00 |

Run Date: 10/29/21
Run Time: 10:13:22
glprcons 1.00.i

CORYELL COUNTY
BALANCE SHEET-MENTAL HEALTH DEPUTY FUND--108
SEPTEMBER 30, 2021

ASSETS

| | |
|-------------------------------|-------------|
| ----- | |
| CURRENT ASSETS | |
| CASH-MENTAL HLTH DEPUTY FD | 17,001.14- |
| ACCOUNTS RECEIVABLE | 17,756.69 |
| | ----- |
| TOTAL CURRENT ASSETS | 755.55 |
| | ----- |
| OTHER ASSETS | |
| ESTIMATED REVENUES | 262,111.00 |
| LESS: REVENUES RECEIVED | 244,365.68- |
| | ----- |
| TOTAL OTHER ASSETS | 17,745.32 |
| | ----- |
| TOTAL ASSETS | 18,500.87 |
| | ===== |
| LIABILITIES AND FUND BALANCE | |
| ----- | |
| CURRENT LIABILITIES | |
| | ----- |
| TOTAL CURRENT LIABILITIES | .00 |
| | ----- |
| OTHER LIABILITIES | |
| APPROPRIATIONS | 254,257.77 |
| LESS: EXPENDITURES | 243,610.13- |
| | ----- |
| TOTAL OTHER LIABILITIES | 10,647.64 |
| | ----- |
| FUND BALANCE | |
| BUDGETED FUND BALANCE | 7,853.23 |
| | ----- |
| TOTAL FUND BALANCE | 7,853.23 |
| | ----- |
| TOTAL LIABILITIES & FUND BAL. | 18,500.87 |
| | ===== |

| Description | Account Number | Beg Budget | Cur Budget | M-T-D | Y-T-D | Balance | % | Budget Change |
|-------------------------|-----------------|------------|------------|-------|------------|-----------|-------|---------------|
| REVENUE-MH DEPUTY GRANT | | | | | | | | |
| MHMR FUNDING | 4-108-0001-0125 | 214,353.75 | 214,353.75 | .00 | 232,110.44 | 17,756.69 | 108.3 | .00 |
| TRANSFER FROM GEN FUND | 4-108-0001-0126 | 47,757.25 | 47,757.25 | .00 | 12,255.24 | 35,502.01 | 25.7 | .00 |
| TOTAL REVENUE | | 262,111.00 | 262,111.00 | .00 | 244,365.68 | 17,745.32 | 93.2 | .00 |

Statement of Expenses -- (Fund: 108)
 CORVELL COUNTY
 Consolidated Financials
 Monthly Financial Statement of Expenses
 For the Month Ending: SEPTEMBER 30, 2021

Run Date: 10/29/21
 Run Time: 10:13:22
 g]prcons 1.00.1

| Description | Account Number | Req Budget | Cur Budget | M-T-D | Y-T-D | Encumbrance | Balance | % | Budget Change |
|--|-----------------|------------|------------|-------|------------|-------------|------------|-------|---------------|
| EXPENSE-MH DEPUTY FUND | | | | | | | | | |
| SALARY-OTHER | 5-108-0001-0109 | 139,488.55 | 139,488.55 | .00 | 158,733.60 | .00 | 19,245.05- | 113.8 | .00 |
| SOCIAL SECURITY | 5-108-0001-0201 | 12,074.77 | 12,074.77 | .00 | 11,297.03 | .00 | 777.74 | 93.6 | .00 |
| HEALTH INSURANCE | 5-108-0001-0202 | 46,004.78 | 46,004.78 | .00 | 44,419.69 | .00 | 1,585.09 | 96.6 | .00 |
| RETIREMENT | 5-108-0001-0203 | 16,685.65 | 16,685.65 | .00 | 16,814.38 | .00 | 128.73- | 100.8 | .00 |
| UNEMPLOYMENT INS. | 5-108-0001-0206 | 100.00 | 100.00 | .00 | 90.19 | .00 | 9.81 | 90.2 | .00 |
| TOTAL SALARY & FRINGE | | 214,353.75 | 214,353.75 | .00 | 231,354.89 | .00 | 17,001.14- | 107.9 | .00 |
| TOTAL - GRANT EXPENSE | | 214,353.75 | 214,353.75 | .00 | 231,354.89 | .00 | 17,001.14- | 107.9 | .00 |
| MENTAL HEALTH DEPUTY COUNTY MATCH | | | | | | | | | |
| HEALTH INSURANCE | 5-108-0002-0202 | 15,904.02 | 15,904.02 | .00 | .00 | .00 | 15,904.02 | .0 | .00 |
| OFFICE SUPPLIES | 5-108-0002-0310 | 1,000.00 | 1,000.00 | .00 | .00 | .00 | 1,000.00 | .0 | .00 |
| LAW ENFORCEMENT SUPPLIES | 5-108-0002-0312 | 2,500.00 | 2,000.00 | .00 | 1,425.60 | .00 | 574.40 | 71.3 | .00 |
| UNIFORMS | 5-108-0002-0337 | 500.00 | 500.00 | .00 | .00 | .00 | 500.00 | .0 | .00 |
| FUEL & OIL | 5-108-0002-0341 | 9,000.00 | 9,000.00 | .00 | 7,104.80 | .00 | 1,895.20 | 78.9 | .00 |
| TRAVEL-OUT OF COUNTY | 5-108-0002-0425 | 500.00 | 500.00 | .00 | .00 | .00 | 500.00 | .0 | .00 |
| REPAIR AND MAINT. | 5-108-0002-0452 | 4,000.00 | 4,000.00 | .00 | 3,719.27 | .00 | 280.73 | 93.0 | .00 |
| TRAINING & PHYSICALS | 5-108-0002-0486 | 1,000.00 | 1,000.00 | .00 | .00 | .00 | 1,000.00 | .0 | .00 |
| MISCELLANEOUS | 5-108-0002-0495 | 6,000.00 | 6,000.00 | .00 | 5.57 | .00 | 5,994.43 | .1 | .00 |
| TOTAL - COUNTY MATCH | | 39,904.02 | 39,904.02 | .00 | 12,255.24 | .00 | 27,648.78 | 30.7 | .00 |
| TOTAL EXPENSE | | 254,257.77 | 254,257.77 | .00 | 243,610.13 | .00 | 10,647.64 | 95.8 | .00 |

Run Date: 10/29/21
Run Time: 10:13:22
glprcons 1.00.i

CORYELL COUNTY
BALANCE SHEET-HAVA ELECTION SECURITY GRANT--109
SEPTEMBER 30, 2021

Page 87

ASSETS

CURRENT ASSETS

TOTAL CURRENT ASSETS

.00

OTHER ASSETS

TOTAL OTHER ASSETS

.00

TOTAL ASSETS

.00

LIABILITIES AND FUND BALANCE

CURRENT LIABILITIES

TOTAL CURRENT LIABILITIES

.00

OTHER LIABILITIES

APPROPRIATIONS

46,111.00

LESS: EXPENDITURES

46,111.00-

TOTAL OTHER LIABILITIES

.00

FUND BALANCE

CURRENT FUND BALANCE

46,111.00

BUDGETED FUND BALANCE

46,111.00-

TOTAL FUND BALANCE

.00

TOTAL LIABILITIES & FUND BAL.

.00

| Description | Account Number | Beg Budget | Cur Budget | M-T-D | Y-T-D | Balance % | Budget Change |
|-------------------------------------|----------------|------------|------------|-------|-------|-----------|---------------|
| REVENUE-HAVA ELECTION SECURITY GRAN | | .00 | .00 | .00 | .00 | .00 | .00 |
| TOTAL REV--HAVA ELECTION S | | .00 | .00 | .00 | .00 | .00 | .00 |

| Description | Account Number | Beg Budget | Cur Budget | M-T-D | Y-T-D | Encumbrance | Balance | % | Budget Change |
|------------------------------------|-----------------|------------|------------|-------|-----------|-------------|---------|-------|---------------|
| EXP - HAVA ELECTION SECURITY GRANT | | | | | | | | | |
| PROFESSIONAL FEES | 5-109-0001-0412 | 36,270.00 | 36,270.00 | .00 | 36,270.00 | .00 | .00 | 100.0 | .00 |
| EQUIPMENT | 5-109-0001-0571 | 9,841.00 | 9,841.00 | .00 | 9,841.00 | .00 | .00 | 100.0 | .00 |
| TOTAL - GRANT EXPENSE | | 46,111.00 | 46,111.00 | .00 | 46,111.00 | .00 | .00 | 100.0 | .00 |
| TOTAL - COUNTY MATCH | | .00 | .00 | .00 | .00 | .00 | .00 | .0 | .00 |
| TOTAL EXP-HAVA ELECTION S | | 46,111.00 | 46,111.00 | .00 | 46,111.00 | .00 | .00 | 100.0 | .00 |

Run Date: 10/29/21
Run Time: 10:13:22
glprcons 1.00.i

CORYELL COUNTY
BALANCE SHEET-STATE FEE AGENCY FUNDS--115
SEPTEMBER 30, 2021

ASSETS

| | | |
|-------------------------|----------|-----------|
| CURRENT ASSETS | | |
| CASH - BANK CHECKING | | 73,496.86 |
| | | ----- |
| TOTAL CURRENT ASSETS | | 73,496.86 |
| | | ----- |
| OTHER ASSETS | | |
| LESS: REVENUES RECEIVED | 7,636.54 | |
| | ----- | |
| TOTAL OTHER ASSETS | | 7,636.54 |
| | | ----- |
| TOTAL ASSETS | | 81,133.40 |
| | | ===== |

LIABILITIES AND FUND BALANCE

| | | |
|-------------------------------|-----------|-----------|
| CURRENT LIABILITIES | | |
| | | ----- |
| TOTAL CURRENT LIABILITIES | | .00 |
| | | ----- |
| OTHER LIABILITIES | | |
| | | ----- |
| TOTAL OTHER LIABILITIES | | .00 |
| | | ----- |
| FUND BALANCE | | |
| CURRENT FUND BALANCE | 81,133.40 | |
| | ----- | |
| TOTAL FUND BALANCE | | 81,133.40 |
| | | ----- |
| TOTAL LIABILITIES & FUND BAL. | | 81,133.40 |
| | | ===== |

Statement of Revenues -- (Fund: 115)
 CORYELL COUNTY
 Consolidated Financials
 Monthly Financial Statement of Revenues
 For the Month Ending: SEPTEMBER 30, 2021

Run Date: 10/29/21
 Run Time: 10:13:22
 glprcons 1.00.i

| Description | Account Number | Beg Budget | Cur Budget | M-T-D | Y-T-D | Balance | % | Budget Change |
|---------------------------------|-----------------|------------|------------|-------|------------|-------------|----|---------------|
| REVENUE - STATE AGENCY FEE FUND | | | | | | | | |
| ARREST FEE | 4-115-0000-3000 | .00 | .00 | .00 | 244.48 | 244.48- | .0 | .00 |
| JUDICIAL CT TRNG-CIVIL | 4-115-0000-3006 | .00 | .00 | .00 | 13,703.27 | 13,703.27- | .0 | .00 |
| JUDICIAL CT TRNG-CRIMINAL | 4-115-0000-3007 | .00 | .00 | .00 | 20.23 | 20.23- | .0 | .00 |
| JUVENILE DIVERSION | 4-115-0000-3008 | .00 | .00 | .00 | 100.00 | 100.00- | .0 | .00 |
| LAW ENF OFF CONT ED | 4-115-0000-3010 | .00 | .00 | .00 | 16.84 | 16.84- | .0 | .00 |
| CERTIFIED BIRTH CERTIF | 4-115-0000-3013 | .00 | .00 | .00 | 403.20 | 403.20- | .0 | .00 |
| CONSOLIDATED COURT COST | 4-115-0000-3016 | .00 | .00 | .00 | 210,254.31 | 210,254.31- | .0 | .00 |
| JUVENILE CRIME & DELIQ | 4-115-0000-3018 | .00 | .00 | .00 | 50 | 50- | .0 | .00 |
| TIME PAYMENT FEE | 4-115-0000-3019 | .00 | .00 | .00 | 158.00 | 158.00- | .0 | .00 |
| WARRANT FEE (CAPIAS) | 4-115-0000-3020 | .00 | .00 | .00 | 1,318.00 | 1,318.00- | .0 | .00 |
| INDIGENT LEGAL SERVICES | 4-115-0000-3021 | .00 | .00 | .00 | 17,471.00 | 17,471.00- | .0 | .00 |
| CORRECTIONAL MGMT INSTITU | 4-115-0000-3022 | .00 | .00 | .00 | 50 | 50- | .0 | .00 |
| DNA TESTING FEES | 4-115-0000-3024 | .00 | .00 | .00 | 5,253.19 | 5,253.19- | .0 | .00 |
| MOTOR CARRIER FINES | 4-115-0000-3025 | .00 | .00 | .00 | 1,250.00 | 1,250.00- | .0 | .00 |
| STATE TRAFFIC BEFORE 9/1/ | 4-115-0000-3026 | .00 | .00 | .00 | 3,244.50 | 3,244.50- | .0 | .00 |
| SHERIFF BAIL BOND FEES | 4-115-0000-3027 | .00 | .00 | .00 | 10,154.32 | 10,154.32- | .0 | .00 |
| MARRIAGE LICENSE | 4-115-0000-3028 | .00 | .00 | .00 | 10,700.00 | 10,700.00- | .0 | .00 |
| JUDICIAL-COUNTY COURT CRI | 4-115-0000-3029 | .00 | .00 | .00 | 1,740.20 | 1,740.20- | .0 | .00 |
| JUDICIAL-COUNTY CIVIL | 4-115-0000-3030 | .00 | .00 | .00 | 7,600.00 | 7,600.00- | .0 | .00 |
| JUDICIAL-DISTRICT CIVIL | 4-115-0000-3031 | .00 | .00 | .00 | 1,120.00 | 1,120.00- | .0 | .00 |
| JUDICIAL-DISTRICT FAMILY | 4-115-0000-3032 | .00 | .00 | .00 | 14,910.00 | 14,910.00- | .0 | .00 |
| EMS, TRAUMA SYSTEM FEES | 4-115-0000-3033 | .00 | .00 | .00 | 26,100.00 | 26,100.00- | .0 | .00 |
| FAILURE TO APPEAR/OMNI | 4-115-0000-3034 | .00 | .00 | .00 | 7,781.53 | 7,781.53- | .0 | .00 |
| JURY REIMBURSEMENT FEE | 4-115-0000-3035 | .00 | .00 | .00 | 3,413.20 | 3,413.20- | .0 | .00 |
| JUDICIAL SUPPORT FEE-CIVI | 4-115-0000-3036 | .00 | .00 | .00 | 2,248.61 | 2,248.61- | .0 | .00 |
| JUDICIAL SUPPORT FEE-CRIM | 4-115-0000-3037 | .00 | .00 | .00 | 45,727.15 | 45,727.15- | .0 | .00 |
| NONDISCLOSURE FEE | 4-115-0000-3038 | .00 | .00 | .00 | 2,530.37 | 2,530.37- | .0 | .00 |
| INDIGENT DEFENSE FEE | 4-115-0000-3039 | .00 | .00 | .00 | 28.00 | 28.00- | .0 | .00 |
| INTOX & DRUG OFFENSE FEE | 4-115-0000-3040 | .00 | .00 | .00 | 962.21 | 962.21- | .0 | .00 |
| ELECTRONIC FILING FEE | 4-115-0000-3041 | .00 | .00 | .00 | 6,467.87 | 6,467.87- | .0 | .00 |
| TRANQUY PREVENTION & DIVS | 4-115-0000-3042 | .00 | .00 | .00 | 50,441.05 | 50,441.05- | .0 | .00 |
| STATE TRAFFIC, AFTER 9/1/2 | 4-115-0000-3044 | .00 | .00 | .00 | 433.83 | 433.83- | .0 | .00 |
| TOTAL REVENUE | | .00 | .00 | .00 | 92,686.90 | 92,686.90- | .0 | .00 |
| TRANSFERS OUT | | | | | | | | |
| TO STATE COMPTROLLER | 4-115-0700-0125 | .00 | .00 | .00 | 515,760.89 | 515,760.89 | .0 | .00 |
| TO GENERAL FUND | 4-115-0700-0126 | .00 | .00 | .00 | 30,358.97 | 30,358.97- | .0 | .00 |
| TOTAL TRANSFER OUT | | .00 | .00 | .00 | 546,119.86 | 546,119.86 | .0 | .00 |
| NET REVENUE | | .00 | .00 | .00 | 7,636.54 | 7,636.54 | .0 | .00 |

Run Date: 10/29/21
Run Time: 10:13:22
glprcons 1.00.i

CORYELL COUNTY
BALANCE SHEET-LONG TERM DEBT ACCOUNT GROUP--200
SEPTEMBER 30, 2021

ASSETS

CURRENT ASSETS

TOTAL CURRENT ASSETS

.00

OTHER ASSETS

AMOUNT TO BE PROVIDED

2,646,103.92

TOTAL OTHER ASSETS

2,646,103.92

TOTAL ASSETS

2,646,103.92

LIABILITIES AND FUND BALANCE

CURRENT LIABILITIES

TOTAL CURRENT LIABILITIES

.00

LONG TERM LIABILITIES

253 SCREEN PLANT FY2017

39,946.00

270 RD & BDGE EQUIP, FY2018

106,000.00

271 SHERIFF VEH, FY2018

111,600.00

272 SHERIFF VEH, FY2019

202,506.60

273 FIRE TK FOR CCOVE FD

209,839.80

274 ROAD & BDGE EQUIP FY2019

203,571.42

275 VOTING MACH FY20

548,011.94

276 ROAD & BDG EQ, FY2020

81,936.00

277 LAW ENF VEH, 2020

288,619.14

278 CAT GRADERS, FY2020

854,073.02

TOTAL LONG TERM LIABILITIES

2,646,103.92

OTHER LIABILITIES

TOTAL OTHER LIABILITIES

.00

FUND BALANCE

TOTAL FUND BALANCE

.00

TOTAL LIABILITIES & FUND BAL.

2,646,103.92

Run Date: 10/29/21
Run Time: 10:13:22
glprcons 1.00.i

CORYELL COUNTY
BALANCE SHEET-CONSOLIDATED FUNDS
SEPTEMBER 30, 2021

ASSETS

CURRENT ASSETS

| | |
|-------------------------------|---------------|
| CASH - BANK CHECKING | 1,125,226.28- |
| CASH - BANK CHECKING | 59,002.37 |
| CASH - JURY PAYMENT ACCT | 492,666.56 |
| COUNTY RECORDS MGMT | 56,084.86 |
| CASH - CONST PCT 3 | 177.85 |
| COURTS RCDS PRESERVATION FEES | 65,215.31 |
| CASH - SHERIFF | 128.96 |
| CASH - BANK MONEY MARKET | 20,226,729.74 |
| CERTIFICATES OF DEPOSIT | 1,240,389.62 |
| SOUTH TEXAS RELIEF FUND | 649.70 |
| CHANGE FUNDS FOR JP COURTS | 600.00 |
| ACCOUNTS RECEIVABLE | 45,375.69 |

TOTAL CURRENT ASSETS

21,061,794.38

OTHER ASSETS

| | |
|-------------------------|----------------|
| ESTIMATED REVENUES | 22,178,763.32 |
| LESS: REVENUES RECEIVED | 31,904,285.59- |
| AMOUNT TO BE PROVIDED | 2,646,103.92 |

TOTAL OTHER ASSETS

7,079,418.35-

TOTAL ASSETS

13,982,376.03

Run Date: 10/29/21
Run Time: 10:13:22
glprcons 1.00.i

CORYELL COUNTY
BALANCE SHEET-CONSOLIDATED FUNDS
SEPTEMBER 30, 2021

Page 94

LIABILITIES AND FUND BALANCE

| | |
|-------------------------------|----------------|
| CURRENT LIABILITIES | |
| ACCOUNTS PAYABLE | 959,452.86 |
| DEPOSITS PAYABLE | 50,000.00 |
| | ----- |
| TOTAL CURRENT LIABILITIES | 1,009,452.86 |
| | ----- |
| LONG TERM LIABILITIES | |
| 253 SCREEN PLANT FY2017 | 39,946.00 |
| 270 RD & BDGE EQUIP, FY2018 | 106,000.00 |
| 271 SHERIFF VEH, FY2018 | 111,600.00 |
| 272 SHERIFF VEH, FY2019 | 202,506.60 |
| 273 FIRE TK FOR CCOVE FD | 209,839.80 |
| 274 ROAD & BDGE EQUIP FY2019 | 203,571.42 |
| 275 VOTING MACH FY20 | 548,011.94 |
| 276 ROAD & BDG EQ, FY2020 | 81,936.00 |
| 277 LAW ENF VEH, 2020 | 288,619.14 |
| 278 CAT GRADERS, FY2020 | 854,073.02 |
| | ----- |
| TOTAL LONG TERM LIABILITIES | 2,646,103.92 |
| | ----- |
| OTHER LIABILITIES | |
| APPROPRIATIONS | 26,463,482.86 |
| LESS: EXPENDITURES | 22,653,553.53- |
| | ----- |
| TOTAL OTHER LIABILITIES | 3,809,929.33 |
| | ----- |
| FUND BALANCE | |
| CURRENT FUND BALANCE | 10,801,609.46 |
| BUDGETED FUND BALANCE | 4,284,719.54- |
| | ----- |
| TOTAL FUND BALANCE | 6,516,889.92 |
| | ----- |
| TOTAL LIABILITIES & FUND BAL. | 13,982,376.03 |
| | ===== |

| | |
|------------------------------------|----|
| BALANCE SHEET - GENERAL FUND | 8 |
| REVENUE - GENERAL FUND | 9 |
| FEES OF OFFICE | 9 |
| FINES | 9 |
| OTHER REVENUES | 9 |
| REIMBURSEMENTS | 9 |
| TRANSFERS OUT | 10 |
| EXPENSES - GENERAL FUND | 11 |
| GENERAL ADMINISTRATION | 11 |
| COUNTY JUDGE | 11 |
| COMMISSIONERS COURT | 11 |
| COUNTY CLERK | 11 |
| EMERGENCY MANAGEMENT | 11 |
| NON-DEPARTMENTAL | 12 |
| JUDICIAL | 12 |
| COUNTY COURT AT LAW | 12 |
| JUVENILE COURT | 12 |
| DISTRICT COURTS | 12 |
| CHILD PROTECTIVE SERVICES COURT | 13 |
| 440TH DISTRICT COURT | 13 |
| PRETRIAL SERVICES | 13 |
| INDIGENT DEFENSE | 13 |
| COURT BAILIFFS | 14 |
| DISTRICT CLERK | 14 |
| JP PRECINCT #1 | 14 |
| JP PRECINCT #2 | 14 |
| JP PRECINCT #3 | 15 |
| JP PRECINCT #4 | 15 |
| LEGAL | 15 |
| COUNTY ATTORNEY | 15 |
| DISTRICT ATTORNEY | 16 |
| FINANCIAL ADMINISTRATION | 16 |
| COUNTY AUDITOR | 16 |
| COUNTY TREASURER | 16 |
| CO TAX ASSESSOR - COLL. | 17 |
| PUBLIC FACILITIES | 17 |
| COURTHOUSE AND ANNEXES | 17 |
| JAIL | 17 |
| PUBLIC SAFETY | 18 |
| CONSTABLE - PRECINCT #1 | 18 |
| CONSTABLE - PRECINCT #2 | 18 |
| CONSTABLE - PRECINCT #3 | 18 |
| CONSTABLE - PRECINCT #4 | 19 |
| COUNTY SHERIFF | 19 |
| HEALTH AND WELFARE | 19 |
| INDIGENT HEALTH | 19 |
| OTHER HEALTH AND WELFARE | 20 |
| CONSERVATION | 20 |
| COUNTY AGENTS | 20 |
| SUPPORTED PUBLIC SERVICES | 20 |
| ADULT PROBATION | 20 |
| JUVENILE PROB - COUNTY FUNDS | 20 |
| OTHER SUPPORTED SERVICES | 21 |
| BALANCE SHEET - ROAD & BRIDGE FUND | 22 |
| REVENUE - UNDIVIDED R & B FUND | 23 |

Run Date: 10/29/21

CORYELL COUNTY
Consolidated Financial Table of Contents
For the Month Ending: SEPTEMBER 30, 2021

Run Time: 13:37:24

| | |
|---|----|
| EXPENSE - ROAD & BRIDGE | 24 |
| BALANCE SHEET - LAW LIBRARY FUND | 25 |
| REVENUE - LAW LIBRARY FUND | 26 |
| EXPENSE - LAW LIBRARY FUND | 27 |
| BALANCE SHEET - RECORDS MANAGEMENT | 28 |
| REVENUE - RECORDS MANAGEMENT FUND | 29 |
| EXPENSE - RECORDS MANAGEMENT FUND | 30 |
| RECORDS MGMT FUND COUNTY CLERK | 30 |
| RECORDS MGMT FUND DISTRICT CLERK | 30 |
| ARCHIVE FEES COUNTY CLERK | 30 |
| RECORDS MGMT COUNTY FUNDS | 30 |
| RECORDS PRESERVATION COUNTY COURTS | 30 |
| RECORDS PRESERVATION DISTRICT CT | 30 |
| BALANCE SHEET - COURTHOUSE SECURITY | 31 |
| REVENUE - COURTHOUSE SECURITY FUND | 32 |
| EXPENSE - COURTHOUSE SECURITY FUND | 33 |
| COURTHOUSE SEC COUNTY COURTS | 33 |
| COURTHOUSE SEC DISTRICT COURT | 33 |
| COURTHOUSE SEC JUSTICE COURTS | 33 |
| COURTHOUSE SEC GRANT FUNDS | 33 |
| BALANCE SHEET - COURT REPORTER SERV | 34 |
| REVENUE - COURT REPORTER SVS FUND | 35 |
| EXP - COURT REPORTER SERVICE FUND | 36 |
| COURT REPORTER COUNTY COURT | 36 |
| COURT REPORTER DIST COURT | 36 |
| BALANCE SHEET - LEOSE TRAINING FUND | 37 |
| REVENUE - LEOSE TRAINING FUND | 38 |
| EXPENSE - LEOSE TRAINING FUND | 39 |
| COUNTY ATTORNEY | 39 |
| DISTRICT ATTORNEY | 39 |
| CONSTABLE PCT 1 | 39 |
| CONSTABLE PCT 2 | 39 |
| CONSTABLE PCT 3 | 39 |
| CONSTABLE PCT 4 | 39 |
| SHERIFF | 39 |
| BALANCE SHEET - TECHNOLOGY FUND | 40 |
| REVENUE - TECHNOLOGY FUND | 41 |
| EXPENSE - TECHNOLOGY FUND | 42 |
| COUNTY COURT | 42 |
| DISTRICT COURT | 42 |
| JP PRECINCT #1 | 42 |
| JP PRECINCT #2 | 42 |

Run Date: 10/29/21

CORYELL COUNTY
Consolidated Financial Table of Contents
For the Month Ending: SEPTEMBER 30, 2021

Run Time: 13:37:24

| | |
|-------------------------------------|----|
| JP PRECINCT #3 | 42 |
| JP PRECINCT #4 | 42 |
| BALANCE SHEET - CHILD ABUSE PREVENT | 43 |
| REVENUE - CHILD ABUSE PVTN FD | 44 |
| EXPENSE - CHILD ABUSE PVTN FD | 45 |
| BALANCE SHEET - INTEREST & SINKING | 46 |
| REVENUE - INTEREST & SINKING FUND | 47 |
| EXPENSE - INTEREST & SINKING FUND | 48 |
| BALANCE SHEET - CAPITAL IMPROVEMENT | 49 |
| REV - CAPITAL IMPROVEMENT FUND | 50 |
| EXP - CAPITAL IMPROVEMENT FUND | 51 |
| BALANCE SHEET - FIRE DEPARTMENTS FU | 52 |
| REV - FIRE DEPARTMENTS FUND | 53 |
| EXP - FIRE DEPARTMENTS FUND | 54 |
| BALANCE SHEET - PRE-TRIAL DIVERSION | 55 |
| REVENUE - PRE-TRIAL DIVERSION | 56 |
| EXPENSE - PRE-TRIAL DIVERSION | 57 |
| JUSTICE COURTS | 57 |
| COUNTY ATTORNEY PRE-TRIAL DIV | 57 |
| DISTRICT ATTNY PRE-TRIAL DIV | 57 |
| BALANCE SHEET - BAIL BOND BOARD | 58 |
| REVENUE - BAIL BOND BOARD | 59 |
| EXPENSES - BAIL BOND BOARD | 60 |
| BALANCE SHEET - HOT CHECK COLLECTIO | 61 |
| REVENUE - HOT CHECK COLLECTION FUND | 62 |
| TRANSFERS OUT | 62 |
| EXPENSE - HOT CHECK COLLECITON FUND | 63 |
| COUNTY ATTORNEY HOT CHECK COLL | 63 |
| DISTRICT ATTNY HOT CHECK COLL | 63 |
| BALANCE SHEET - VEHICLE INVENTORY T | 64 |
| REV - VEHICLE INV TAX INTEREST | 65 |
| EXP - VEHICLE INV TAX INT | 66 |
| BALANCE SHEET - SEIZED/FORFITURE FU | 67 |
| REVENUE - FORFEITURE FUNDS | 68 |

Run Date: 10/29/21

CORYELL COUNTY
Consolidated Financial Table of Contents
For the Month Ending: SEPTEMBER 30, 2021

Run Time: 13:37:24

| | |
|---|----|
| ===== | |
| TRANSFERS OUT | 68 |
| EXPENSE - FORFEITURE FUNDS | 69 |
| DISTRICT ATTORNEY FUNDS | 69 |
| SHERIFF FUNDS | 69 |
| BALANCE SHEET - CURRENT FUND | 70 |
| REVENUE - CURRENT FUND | 71 |
| TRANSFERS OUT | 71 |
| BALANCE SHEET - AMERICAN RESCUE PLA | 72 |
| REVENUE - ARP FUNDS | 73 |
| EXP - ARP FUNDS | 74 |
| BALANCE SHEET - CRIME VICTIMS COORD | 75 |
| REV - CRIME VICTIMS | 76 |
| EXP - CRIME VICTIMS FUND | 77 |
| CRIME VICTIMS CJD GRANT 2859104 | 77 |
| CRIME VICTIMS - CASH MATCH | 77 |
| CRIME VICTIMS -PVT GRANTS/DONATIONS | 77 |
| BALANCE SHEET - HOT AUTO THEFT TASK | 78 |
| REVENUE - H.O.T. AUTO TASK FORCE | 79 |
| EXPENSE - H.O.T. AUTO TASK FORCE | 80 |
| H.O.T. TASK FORCE COUNTY MATCH | 80 |
| H.O.T. TASK FORCE OTHER EXPENSE | 80 |
| BALANCE SHEET - HAVA CARES ACT GRAN | 81 |
| REVENUE - HAVA CARES ACT GRANT | 82 |
| EXP-HAVA CARES ACT GRANT | 83 |
| BALANCE SHEET - MENTAL HEALTH DEPUT | 84 |
| REVENUE-MH DEPUTY GRANT | 85 |
| EXPENSE-MH DEPUTY FUND | 86 |
| MENTAL HEALTH DEPUTY COUNTY MATCH | 86 |
| BALANCE SHEET - HAVA ELECTION SECUR | 87 |
| REVENUE-HAVA ELECTION SECURITY GRAN | 88 |
| EXP - HAVA ELECTION SECURITY GRANT | 89 |
| BALANCE SHEET - STATE FEE AGENCY FU | 90 |
| REVENUE - STATE AGENCY FEE FUND | 91 |
| TRANSFERS OUT | 91 |
| BALANCE SHEET - LONG TERM DEBT ACCO | 92 |

Run Date: 10/29/21

CORYELL COUNTY
Consolidated Financial Table of Contents
For the Month Ending: SEPTEMBER 30, 2021

Run Time: 13:37:24

| | |
|--|----|
| BALANCE SHEET - CONSOLIDATED FUNDS | 93 |
| BALANCE SHEET - CONSOLIDATED FUNDS | 94 |